



Solar
Optimal
Long Life-cycle
Accurate
Xtraordinary



AU: +61 1300 476529
DE: +49 (0) 6142 4091664
UK: +44 2476 586998
PL: +48 6624 30292
NED: +31 (0) 852 737932



Global: +86 571-56260008

 www.solaxpower.com
 info@solaxpower.com

*Can be modified without notice.(V2.0)

ABOUT THE COMPANY

SolaX Power Network Technology (Zhejiang) Co., Ltd. was founded in 2012 and is committed to the field of smart energy microgrid, owning core products including PV on-grid inverters, energy storage inverters, energy storage batteries, PV energy storage systems, and more. To date, SolaX offers the most diversified product line globally and has the widest application coverage. SolaX is the global leader in the field of smart PV energy storage systems.

SolaX is a hi-tech enterprise that integrates R&D, production, sales and service as one, and is dedicated to providing grid-tied inverters, storage inverters, solar battery storage and smart PV energy storage systems.

SolaX has been authorized 98 national patents since its establishment, including more than 34 invention patents. SolaX inverters have been granted more than 500 international authorized certifications until now. At present, SolaX sells its products to more than 80 countries.

SolaX's products have passed the German VDE certification, Italian CEI certification, European Union EN certification, Australian SAA certification, American UL certification and other mainstream market certifications. SolaX is also the first Chinese manufacturer to obtain the Japanese S-Mark certificate for its residential energy storage system, which demonstrated the excellent performance and stable reliability of SolaX residential energy storage system.

In 2013, SolaX successfully launched Asian first X-Hybrid energy storage inverter, and now it's the 4th generation. SolaX is truly a leader in solar and energy storage industry.



2012
ESTABLISHED

2013
THE FIRST HYBRID
INVERTER

80+
EXPORTING
COUNTRIES

500+
CERTIFICATIONS

30+
NATIONAL PATENTS

HANGZHOU
Focus on inverters and storage battery

SHENZHEN
Focus on North America Standard inverters

SUZHOU
Focus on utility scale inverter



INVESTORS

Main Shareholders & Investors



SPIC
State Power Investment Corporation

- One of the five major power & electricity companies in China
- Total assets of 1,500 billion RMB (2021)



CTGC
China Three Gorges Corporation

- The largest hydroelectric power plant in the world
- One of the world's largest energy companies
- Total assets of 1,150 billion RMB (2021)



FOCUS POINT

The SolaX vision is to be a world leader in the development, production and distribution of solar inverters and batteries for energy storage. The product range incorporates the very latest in solar innovation thanks to the continued focus on R&D and unceasing commitment to pushing back the boundaries of what is possible – a journey that has led to the launch of the ground-breaking Hybrid inverters and batteries storage system.

2022



2021



reddot winner 2021



WORK
TIMELINE

2011

- First inverter delivered

2012

- SolaX Power Set up

2013

- Asian first energy storage inverter
- New office in the UK

2014

- New subsidiary in Australia
- China Innovation and Competition New Energy Industry Enterprise Group Third Place Award

2015

- ZDNY-TL 17000 PHOTON A award

2016

- New subsidiary in the Netherlands
- SolaX Featured On BBC Royal Institution Lectures

2017

- SolaX New R&D center accomplishment



2018

- Awarded Zhejiang High-tech Enterprise Research and Development Center
- New subsidiary in the USA

2019

- New subsidiary in Germany

2020

- J1ESS-HB58 awarded first Japan S-Mark certification
- TÜV Rheinland Witness Lab Qualification

2021

- TÜV Rheinland Quality Award
- X-ESS G4 reddot winner
- New subsidiary in Japan

2022

- Service setup in Brazil & South Africa
- EUPD TOP BRAND



WHERE WE WORK



ONE STOP SOLUTION

All products are solely-developed and self-manufactured by SolaX, including hybrid inverters, storage batteries, BMS.

From manufacturing to after-sales support, you can trust us for high-quality products and services.

GLOBAL SERVICE SUPPORT


Training Support

Dedicated technical experts provide professional trainings to

- Our Customers
- SolaX Power's Service staff
- Our global Service Providers

Webinar online training

On-Site training



After Sales Service Support

Hotline Support

- Assistance and technical support via phone or Email

Local Technical Support

- Local support engineers (AU, EU, UK, US)

Warranty

- 5 Years Standard Warranty with purchasable warranty extension up to 20 years

On-Site Service

Repair, and Maintenance

- On-Site service through SolaX Global Team
- Latest technical equipment and tools
Short responding time, within 24h globally, and high flexibility
- Service and maintenance contracts available



CERTIFIED

GLOBALLY CERTIFIED

CERTIFICATE AUTHORITY



Standards-Compliant



CLIENT SAYS

Five years already when my inverter was installed/in service, since then till now still in good working condition.

Normelito Ulep, Philippines

The system is reliable and efficient.

G Tronchin, South Africa

Very flexible options. Designed with easy of install and use in mind.

Richard Meegdes, Netherlands

As a user, I think SolaX gives me a very good experience. Although there were some minor problems, it did not affect my love for it. I will continue to choose SolaX in the future

Mary

Among these big brands, I think SolaX is the most technologically advanced brand, which brings me the best experience. I have its products at home, and it understands me better than other brands

Lucy

Price quality the best on the market. Also a good after-sales service

Patrick, Belgium

Although the after-sales service is not very satisfactory, SolaX's products are definitely worth your purchase, which I have no doubt, so I will definitely recommend SolaX to those around me

Lendell

They appear to care about their products and their customers to a very high degree.

Bob, USA



SOLAX PROJECTS



SOLAX CLOUD

Everything you need to manage your power



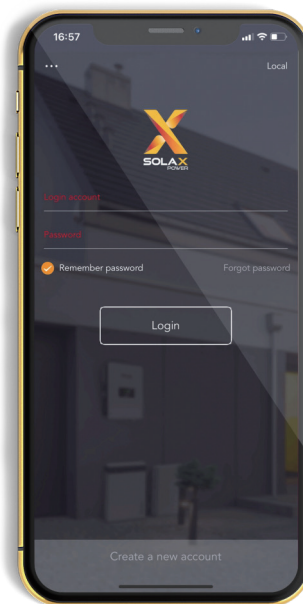
- All Platforms
- Monitor Usage
- Real-time Information
- Automatic Notifications
- Simple Interface

Control at your fingertips

Use your smart devices to connect and control your energy



Whether it's for residential or commercial applications, our centralized management and monitoring software can save your time and money. With SolaX Cloud, our customers and installers can always view critical data in real-time. Designed with the end-user in mind, the SolaX Cloud is simple to use. Everything you need at your fingertips.



SOLAX INVERTER DATASHEET

X1-MINI

S: Single MPPT D: With DC switch
N: Without DC switch L: With LCD Screen

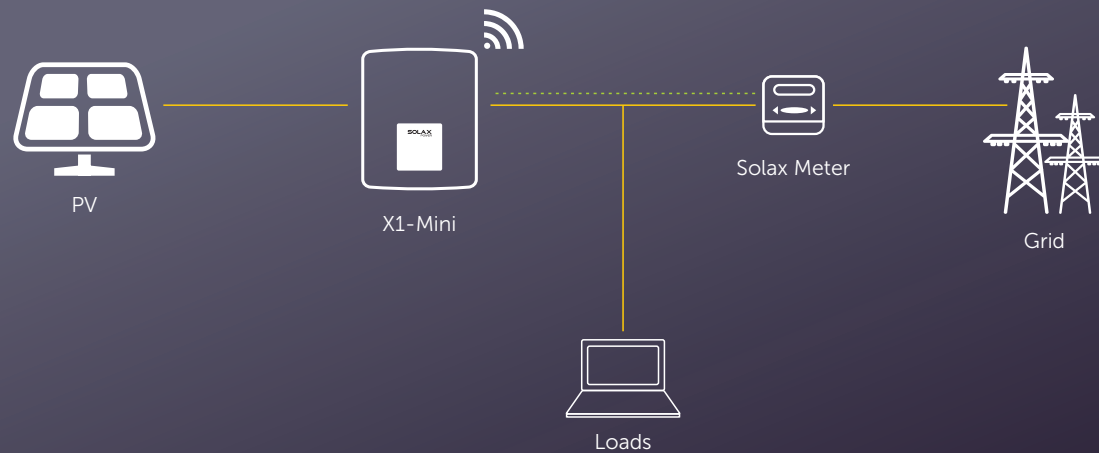
SINGLE-PHASE ON-GRID INVERTER

0.6~3.6kW

Features

- Small and compact size
- 150% oversizing and 110% overloading
- Max. DC input 14A per string
- Low startup voltage and wide MPPT range
- CT/Meter compatibility
- Built-in SPD on both AC and DC side
- Remote upgrade and maintenance

SOLUTION DESIGN



X1-MINI

SINGLE-PHASE

X1-0.6-S-D(L) X1-0.7-S-D(L) X1-1.1-S-D(L) X1-1.5-S-D(L) X1-2.0-S-D(L) X1-2.5K-S-D(L) X1-3.0K-S-D(L) X1-3.3K-S-D(L) X1-3.6K-S-D(L)
X1-0.6-S-N(L) X1-0.7-S-N(L) X1-1.1-S-N(L) X1-1.5-S-N(L) X1-2.0-S-N(L) X1-2.5K-S-N(L) X1-3.0K-S-N(L) X1-3.3K-S-N(L) X1-3.6K-S-N(L)

DC INPUT

Max. PV array input power [Wp]	900	1050	1650	2250	3000	3750	4500	4950	5400
Max. PV input voltage [V]	450	450	450	450	450	550	550	550	550
Startup voltage [V]	50	50	50	50	50	70	70	70	70
Nominal input voltage [V]	360	360	360	360	360	360	360	360	360
MPP tracker voltage range [V]	45 ~ 430	45 ~ 430	45 ~ 430	50 ~ 430	50 ~ 430	55 ~ 530	55 ~ 530	55 ~ 530	55 ~ 530
No. of MPP trackers / Strings per MPP tracker	1/1	1/1	1/1	1/1	1/1	1/1	1/1	1/1	1/1
Max. PV input current [A]	14	14	14	14	14	14	14	14	14
Isc PV Array Short Circuit current [A]	16	16	16	16	16	16	16	16	16

AC OUTPUT

Rated AC output power [W]	600	700	1100	1500	2000	2500	3000	3300	3680
Rated AC output current [A]	2.61	3.04	4.78	6.52	8.7	10.8	13.04	14.3	16
Max. output apparent power [VA]	660/600 (or VDE4105)	770	1210	1650	2200	2750	3300	3300	3680
Max. AC output current [A]	2.9	3.3	5.3	7.2	9.6	11.9	14.3	14.3	16
Nominal AC voltage / AC voltage range [V]*	220/230/240; 180~280								
Nominal AC frequency / AC frequency range [Hz]*	50/60; ±5								
Power Factor range	0.8 leading ~ 0.8 lagging								
THDi (Rated power) [%]	<3								

SYSTEM DATA

Max. efficiency [%]	98								
Euro. efficiency [%]	95.00	95.00	95.50	96.00	96.50	96.50	96.50	96.50	96.50
Standby consumption [W] @Night	0								
Ingress protection	IP66								
Operating ambient temperature range [°C]	-25 ~ +60 (derating at 45)								
Max. operation altitude [m]	≤2000								
Humidity [%]	0~100 (condensation)								
Typical noise emission [dB]	30								
Storage temperature [°C]	-30~+70								
Dimensions (WxHxD) [mm]	267 x 328 x 126								
Net weight [kg]	6	6	6	6	6	8.3	8.3	8.3	8.3
Cooling concept	Natural cooling								
Communication interfaces	RS485 / DRM/USB, Optional: CT / Meter								
Optional monitoring dongle	Pocket WiFi / LAN / 4G								
Display	2 x LED + LCD (16 x 2) / APP								

PROTECTION

Over/under voltage protection	YES
DC isolation protection	YES
Monitoring ground fault protection	YES
Grid monitoring	YES
DC injection monitoring	YES
Back feed current monitoring	YES
Residual current detection	YES
Anti-islanding protection	YES
Over temperature protection	YES
SPD	YES

STANDARD

Safety	EN/IEC62109-1/-2
EMC	EN61000-6-1/2/3/4; EN61000-3-2/3/11/12
Certification	IEC61727, EN50549, G98/G99, AS 4777.2, VDE4105, CEI 0-21, RD1699, UNE 206007-1, VFR

* The AC voltage and the frequency range may vary from different country codes

V3.3. Information may be subject to modify without notice.650.00020.00

X1-MINI G4

SINGLE-PHASE
ON-GRID INVERTER
0.6~3.3kW



Features

Upgraded Performance

- DC Input: 200% oversizing, 16A current, 40~450V wider MPPT voltage range
- In-built global MPP scan for higher yields

Flexible Adaptability

- Adapt to Home EV Charger Solution
- Mass management and broad extension via Datahub
- Extendable parallel solution via Modbus supported

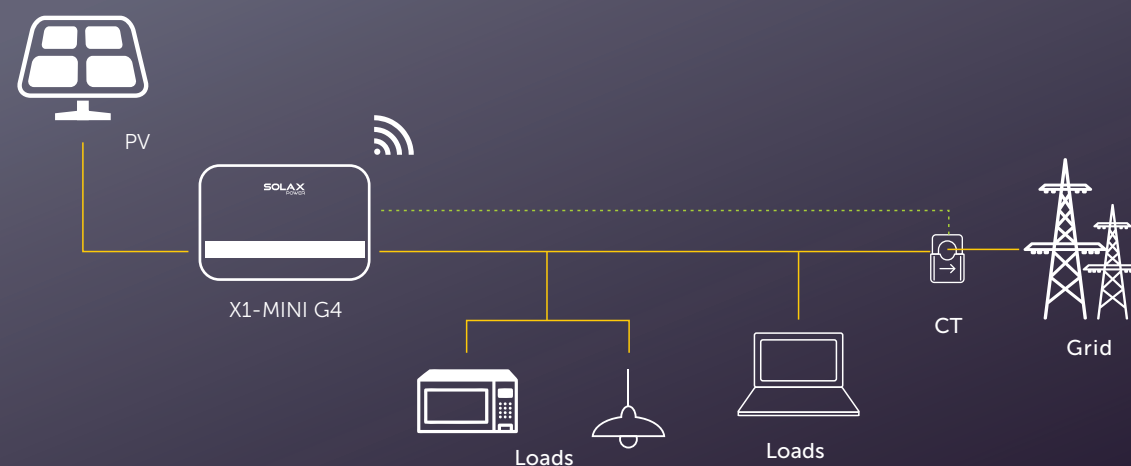
Advanced Safety

- AC/DC built-in Type II SPD (Optional) and I-V curve diagnosis supported
- Support external Rapid Shutdown device (RSD)
- Optional ARC detection (AFCI)
- Built-in export control function

Optimized Monitoring

- 10s level interval of data update (Optional)
- Multiple interfaces for presenting data

SOLUTION DESIGN



X1-MINI G4

SINGLE-PHASE

X1-MINI-0.6K-G4 X1-MINI-0.7K-G4 X1-MINI-1.1K-G4 X1-MINI-1.5K-G4 X1-MINI-2.0K-G4 X1-MINI-2.5K-G4 X1-MINI-3.0K-G4 X1-MINI-3.3K-G4

DC INPUT	X1-MINI-0.6K-G4	X1-MINI-0.7K-G4	X1-MINI-1.1K-G4	X1-MINI-1.5K-G4	X1-MINI-2.0K-G4	X1-MINI-2.5K-G4	X1-MINI-3.0K-G4	X1-MINI-3.3K-G4
Max. PV array input power [Wp]	1200	1400	2200	3000	4000	5000	6000	6600
Max. PV input voltage [V]	450	450	450	450	450	550	550	550
Startup voltage [V]	50	50	50	50	50	50	50	50
Nominal input voltage [V]	360	360	360	360	360	360	360	360
MPP tracker voltage range [V]	40~450	40~450	40~450	40~450	40~450	40~550	40~550	40~550
No. of MPP trackers / Strings per MPP tracker	1/1							
Max. PV input current [A]	16							
Isc PV Array Short Circuit current [A]	22							
AC OUTPUT								
Rated AC output power [W]	600	700	1100	1500	2000	2500	3000	3300
Rated AC output current [A]	2.6	3.1	4.8	6.5	8.7	10.9	13.1	14.4
Max. AC output apparent power [VA]	600	770	1210	1650	2200	2750	3300	3300
Max. AC output current [A]	3	3.5	5.5	7.5	10	12.5	15	15
Nominal AC voltage/AC voltage range [V]**	220/230/240;90~285				220/230/240;90~290			
Nominal AC frequency/AC frequency range [Hz]**	50/60;±5							
Power Factor range	0.8 leading~0.8 lagging							
THDi (Rated power) [%]	<3							
SYSTEM DATA								
Max. efficiency [%]	98	98	98	98	98	98	98	98
Euro. efficiency [%]	96	96	96	97	97	97	97	97
Standby consumption [W] @Night	<1							
Ingress protection	IP66							
Protection class	Class I							
Over voltage category	II (DC),III (AC)							
Operating ambient temperature range [°C]	-25~60							
Max. operation altitude [m]	<4000							
Humidity [%]	0~100							
Typical noise emission [dB]	25							
Storage temperature [°C]	-30~70							
Dimensions (WxHxD) [mm]	297x206x120							
Weight [kg]	5.2	5.2	5.2	5.2	5.2	5.5	5.5	5.5
Cooling concept	Nature cooling							
Communication interfaces	USB/RS485/DRM, Optional: Meter/CT *							
Optional monitoring dongle	Pocket WiFi/LAN/4G							
Display	2 x LED + LCD(16 x 2) / APP							
PROTECTION								
Over/under voltage protection	Yes							
DC isolation protection	Yes							
Monitoring ground fault protection	Yes							
Grid monitoring	Yes							
DC injection monitoring	Yes							
Back feed current monitoring	Yes							
Residual current detection	Yes							
Anti-islanding protection	Yes							
Over temperature protection	Yes							
SPD (DC/AC)	Type II / Type II (Optional)							
Arc-fault circuit interrupter (AFCI)	Optional							
AC auxiliary power supply (APS)	Optional							
DC Switch	Optional							
STANDARD								
Safety	EN/IEC62109-1/2							
EMC	EN61000-6-1/2/3/4; EN61000-3-2/3/11/12							
Certification	IEC61727, EN50549, G98/G99, AS 4777.2, VDE4105, CEI 0-21, VFR							

* Not included in the package. Please purchase additionally.

** The AC voltage and the frequency range may vary from different country codes

* V1.1. Information may be subject to modify without notice. 650.00030.00

X1-BOOST



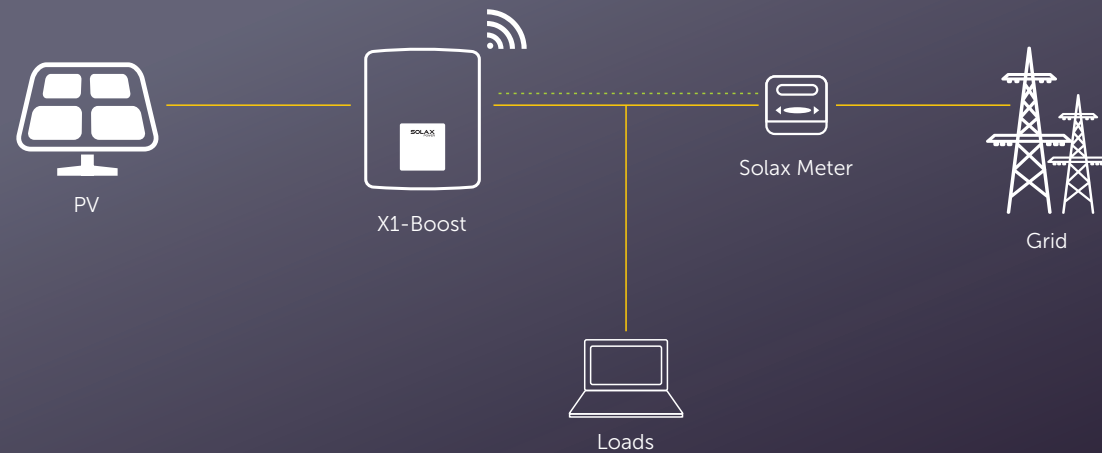
T: Dual MPPT D: With DC switch
N: Without DC switch L: With LCD Screen

SINGLE-PHASE ON-GRID INVERTER 3.0~6.0kW

Features

- Remote upgrade and maintenance
- 150% oversizing and 110% overloading
- Max. DC input 14A per string
- AC/DC built-in SPD
- CT/Meter compatibility
- Easy to install and setup
- 24h monitoring and maintenance (Optional)

SOLUTION DESIGN



X1-BOOST

SINGLE-PHASE

X1-3.0-T-D(L) X1-3.3-T-D(L) X1-3.6-T-D(L) X1-4.2-T-D(L) X1-4.6-T-D(L) X1-5.0-T-D(L) X1-5.5K-T-D(L) X1-6.0K-T-D(L)
X1-3.0-T-N(L) X1-3.3-T-N(L) X1-3.6-T-N(L) X1-4.2-T-N(L) X1-4.6-T-N(L) X1-5.0-T-N(L) X1-5.5K-T-N(L) X1-6.0K-T-N(L)

	X1-3.0-T-D(L) X1-3.0-T-N(L)	X1-3.3-T-D(L) X1-3.3-T-N(L)	X1-3.6-T-D(L) X1-3.6-T-N(L)	X1-4.2-T-D(L) X1-4.2-T-N(L)	X1-4.6-T-D(L) X1-4.6-T-N(L)	X1-5.0-T-D(L) X1-5.0-T-N(L)	X1-5.5K-T-D(L) X1-5.5K-T-N(L)	X1-6.0K-T-D(L) X1-6.0K-T-N(L)
DC INPUT								
Max. PV array input power [Wp]	4500	4950	5400	6300	6900	7500	8250	9000
Max. PV input Voltage [V]	600	600	600	600	600	600	600	600
Startup voltage [V]	100	100	100	100	100	100	100	100
Nominal input voltage [V]	360	360	360	360	360	360	360	360
MPP tracker voltage range [V]	70 ~ 580	70 ~ 580	70 ~ 580	70 ~ 580	70 ~ 580	70 ~ 580	70 ~ 580	70 ~ 580
No. of MPP trackers / Strings per MPP tracker	2/1	2/1	2/1	2/1	2/1	2/1	2/1	2/1
Max. PV input current(Input A/Input B) [A]	14/14	14/14	14/14	14/14	14/14	14/14	14/14	14/14
Isc PV Array Short Circuit Current(Input A/Input B) [A]	16/16	16/16	16/16	16/16	16/16	16/16	16/16	16/16
AC OUTPUT								
Rated AC output power [W]	3000	3300	3680	4200	4600	5000 ^①	5500	6000
Rated AC output current [A]	13	14.3	16	18.3	20	21.7	23.9	26.1
Max. output apparent power [VA]	3300	3630	4048/3680 for G98/TOR	4620	5060	5500 ^②	6050	6600/4600 for VDE4105
Max. AC output current [A]	14.3	15.8	17.6/16 for G98/TOR	20.1	22	23.9 ^③	26.3	28.7/20 for VDE4105
Nominal AC voltage/ AC voltage range [V]*	220/230/240; 180~280							
Nominal AC frequency/AC frequency range [Hz]*	50/60; ±5							
Power Factor Range	0.8 leading ~ 0.8 lagging							
THDi (Rated power) [%]	<2							
SYSTEM DATA								
Max. Efficiency [%]	97.80							
Euro. Efficiency [%]	97.00							
Standby consumption [W] @Night	<2							
Ingress Protection	IP66							
Operating Ambient Temperature Range [°C]	-25~+60 (Derating at 45°C)							
Max. operation altitude [m]	≤3000							
Relative humidity [%]	0~100 (Condensing)							
Typical noise emission [dB]	30							
Storage temperature [°C]	-30~+70							
Dimensions (W x H x D) [mm]	341.5 x 430 x 143							
Net weight [kg]	13.5	13.5	13.5	15	15	15	15	15
Cooling concept	Natural Cooling							
Communication interfaces	RS485/DRM/USB, Optional: CT/Meter							
Optional monitoring dongle	Pocket WiFi/LAN/4G							
Display	2 x LED + LCD (16 x 2) / APP							
PROTECTION								
Over/under voltage protection	YES							
DC isolation protection	YES							
Monitoring ground fault protection	YES							
Grid monitoring	YES							
DC injection monitoring	YES							
Back feed current monitoring	YES							
Residual current detection	YES							
Anti-islanding protection	YES							
Over temperature protection	YES							
SPD	YES							
STANDARD								
Safety	IEC/EN 62109-1/-2							
EMC	EN61000-6-1/2/3/4, EN61000-3-2/3/11/12							
Certification	IEC61727, EN50549, G98/G99, AS 4777.2, VDE4105, CEI 0-21, RD1699, UNE 206007-1, VFR							

① 5000 (4600 for VDE4105) ② 5500 (4600 for VDE4105; 5000 for C10/11) ③ 23.9 (20 for VDE4105; 21.7 for C10/11) V3.2. Information may be subject to modify without notice.650.00021.00
* The AC voltage and the frequency range may vary from different country codes.

X1-BOOST G4

SINGLE-PHASE
ON-GRID INVERTER
2.5~6kW



Features

Superior Performance

- DC Input: 200% oversizing, 16A current, 50V startup voltage
- In-built global MPP scan for higher yield efficiency

Superb Adaptability

- Home EV Charger and Heat Pump Solution adaptable
- Mass management and broad extension via Datahub
- Master/Slave parallel solution via Modbus supported

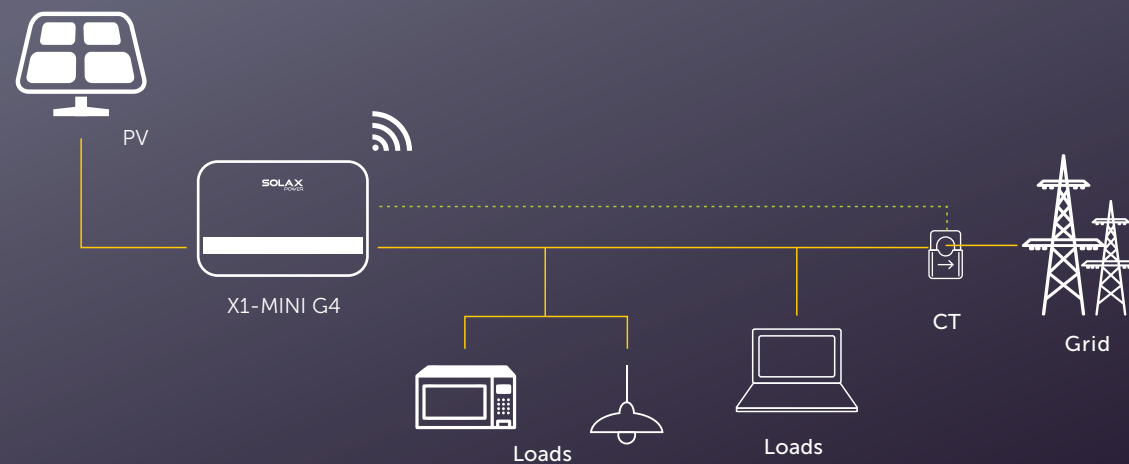
User Friendly Monitoring

- 10s level interval of data update(Optional, new WiFi dongle required)
- Quick and easy configuration (WiFi&APP)

Assured Safety & Reliability

- AC/DC built-in Type II SPD (Optional) and I-V curve diagnosis supported
- Optional external RSD (Rapid Shutdown) and integrated DC AFCI protection (Optional)
- In-built export control function

SOLUTION DESIGN



X1-BOOST G4

SINGLE-PHASE

X1-BOOST-2.5K-G4 X1-BOOST-3K-G4 X1-BOOST-3.3K-G4 X1-BOOST-3.6K-G4 X1-BOOST-4.2K-G4 X1-BOOST-5K-G4 X1-BOOST-6K-G4

DC INPUT

Max. PV array input power [Wp]	5000	6000	6600	7200	8000	10000	12000
Max. PV input voltage [V]	600	600	600	600	600	600	600
Startup voltage [V]	50	50	50	50	50	50	50
Nominal input voltage [V]	360	360	360	360	360	360	360
MPP tracker voltage range [V]	40~560	40~560	40~560	40~560	40~560	40~560	40~560
No. of MPP trackers / String per MPP tracker	2 / 1						
Max. PV input current[A]	16 / 16						
Isc PV Array Short Circuit current [A]	22 / 22						

AC OUTPUT

Rated AC output power [W]	2500	3000	3300	3680	4200	5000 ^①	6000
Rated AC output current [A]	10.9	13	14.3	16	18.3	21.7	26.1
Max. AC output apparent power [VA]	2800	3300	3630	4048 ^④	4620	5000 ^②	6000
Max. AC output current [A]	13.3	14.3	15.7	17.6 ^⑤	20.1	21.7 ^③	27.3
Nominal AC voltage / AC voltage range [V] **	220/230/240;90~290						
Nominal AC frequency / AC frequency range [Hz] **	50/60;±5						
Power Factor range	0.8leading~0.8lagging						
THDi (rated power) [%]	<3						

SYSTEM DATA

Max. efficiency [%]	98
Euro. efficiency [%]	97
Standby consumption [W] @Night	<3
Ingress protection	IP66
Operating ambient temperature range [°C]	-25~60
Max. operation altitude [m]	4000
Relative humidity [%]	0~100
Typical noise emission [dB]	25 ^⑥
Storage temperature [°C]	-30~70
Dimensions (W x H x D) [mm]	404x274x146
Weight [kg]	11
Cooling concept	Nature cooling
Communication interfaces	USB/RS485/DRM, Optional: Meter/CT *
Optional monitoring dongle	Pocket WiFi/LAN/4G
Display	2 x LED + LCD (16 x 2) / APP

PROTECTION

Over / under voltage protection	Yes
DC isolation protection	Yes
Monitoring ground fault protection	Yes
Grid monitoring	Yes
DC injection monitoring	Yes
Back feed current monitoring	Yes
Residual current detection	Yes
Anti-islanding protection	Yes
Over temperature protection	Yes
SPD (DC/AC)	Type II / Type II (Optional)
Arc-fault circuit interrupter (AFCI)	Optional
AC auxiliary power supply (APS)	Optional
DC Switch	Optional

STANDARD

Safety	IEC / EN 62109-1 / -2
EMC	EN61000-6-1 / 2 / 3 / 4, EN61000-3-2 / 3 / 11 / 12
Certification	IEC61727, EN50549, G98/G99, AS 4777.2, VDE4105, CEI 0-21, VFR, PPDS, TOR

^① 5000 (4600 for VDE4105) ^② 5000 (4600 for VDE4105) ^③ 21.7 (20 for VDE4105) ^④ 4048 (3680 For G98/G99, TOR and PPDS) ^⑤ 17.6 (16 For G98/G99, TOR and PPDS) ^⑥ For models with internal fan(Optional), typical noise emission is 30 dB
* V1.1. Information may be subject to modify without notice.650.00029.00
** Not included in the package. Please purchase additionally. ** The AC voltage and the frequency range may vary from different country codes.

X3-MIC G2

THREE-PHASE
ON-GRID INVERTER
3~15kW



Features

High-efficiency

- Maximum efficiency is up to 98.3%
- Low startup voltage, ultrawide MPPT voltage range
- 200% oversizing, 110% overloading output (Except 15kW model)
- In-built global MPP scan for higher yield efficiency

Safe

- IP66 protection
- Integrated SPD protection on both AC&DC

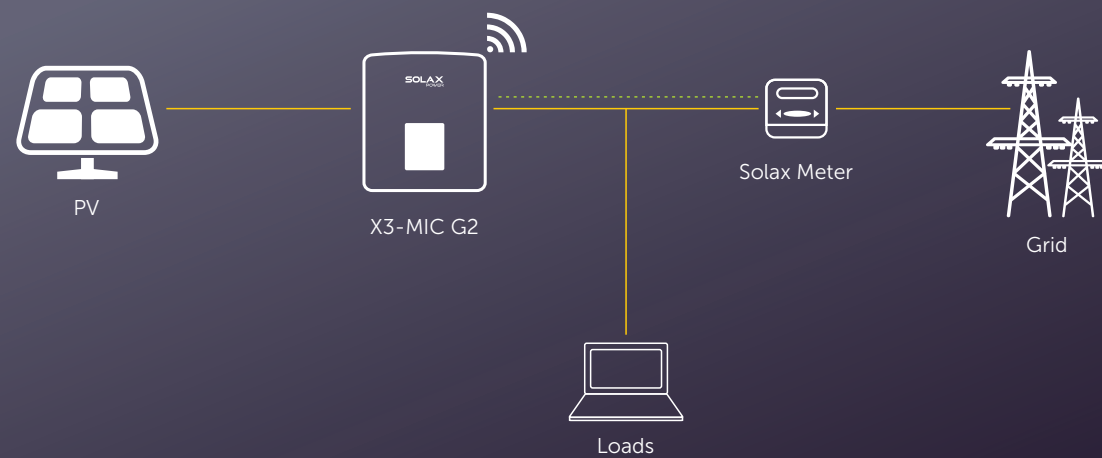
Smart

- Built-in export power control
- Remote setting and upgrading
- 24h monitoring and maintenance (Optional)
- Intelligent load management - heat pump (Adapter Box required)
- Multiple monitoring methods, Pocket Wi-Fi/LAN/4G (Optional)

Economic

- Ultra-high power density
- Maximum 16A DC input current per string, support high power solar panels

SOLUTION DESIGN



X3-MIC G2

THREE-PHASE

	X3-MIC-3K-G2	X3-MIC-4K-G2	X3-MIC-5K-G2	X3-MIC-6K-G2	X3-MIC-8K-G2	X3-MIC-10K-G2	X3-MIC-12K-G2	X3-MIC-15K-G2
DC INPUT								
Max. PV array input power [Wp]	6000	8000	10000	12000	16000	20000	24000	30000
Max. PV input voltage [V]	1000	1000	1000	1000	1000	1000	1000	1000
Startup voltage [V]	150	150	150	150	150	150	150	150
Nominal input voltage [V]	640	640	640	640	640	640	640	640
MPP tracker voltage range [V]	120~980	120~980	120~980	120~980	120~980	120~980	120~980	120~980
No. of MPP trackers/Strings per MPP tracker	2(1/1)	2(1/1)	2(1/1)	2(1/1)	2(1/1)	2(1/1) ^①	2(2/1)	2(2/1)
Max. PV input current[A]	16/16	16/16	16/16	16/16	16/16	16/16 ^①	32/16	32/16
Isc PV Array Short Circuit current [A]	20/20	20/20	20/20	20/20	20/20	20/20 ^①	40/20	40/20
AC OUTPUT								
Rated AC output power [W]	3000	4000	5000	6000	8000	10000	12000	15000
Rated AC output current [A]*	4.6/4.4	6.1/5.8	7.6/7.3	9.1/8.7	12.2/11.6	15.2/14.5	18.2/17.4	22.7/21.8
Max. AC output apparent power [VA]	3300	4400	5500	6600	8800	11000	13200	15000
Max. AC output current [A]	4.8	6.4	8.0	9.6	12.8	16.0	19.1	22.7
Nominal AC voltage/AC voltage range [V]**	220/380V, 230/400V, 3/N/PE; (95-285V)*							
Nominal AC frequency/AC frequency range [Hz]**	50/60; ±5							
Power Factor range	0.8 leading-0.8 lagging							
THDi (Rated power) [%]	<3							
SYSTEM DATA								
Max. efficiency [%]	98.3	98.3	98.3	98.3	98.3	98.3	98.3	98.3
Euro efficiency [%]	97.8	97.8	97.8	97.8	97.8	97.8	97.8	97.8
Standby consumption (night) [W]	<3							
Ingress protection	IP66							
Operating ambient temperature range [°C]	-30~+60(Derating above 45)							
Max. operation altitude [m]	4000(Derating above 3000)							
Relative humidity [%]	0~100							
Typical noise emission [dB]	<30	<30	<30	<30	<45	<45	<50	<50
Storage temperature [°C]	-30~+60							
Dimensions (WxHxD) [mm]	342*434*144.5				342*434*156			
Weight [kg]	15.5	15.5	15.5	15.5	17	17	18	18
Cooling concept	Natural cooling				Smart fan cooling			
Communication interfaces	USB/RS485/DRM, Optional: Meter							
Optional monitoring dongle	Pocket WiFi / LAN / 4G							
Display	2 x LED + LCD(16 x 2) / APP							
PROTECTION								
Over/under voltage protection	YES							
DC isolation protection	YES							
DC reverse protection	YES							
Grid monitoring	YES							
DC injection monitoring	YES							
Back feed current monitoring	YES							
Residual current detection	YES							
Anti-islanding protection	YES							
Over temperature protection	YES							
SPD (DC/AC)	Type III / Type III							
Arc-fault circuit interrupter(AFCI)	Optional							
AC auxiliary power supply(APS)	Optional							
STANDARD								
Safety	IEC/EN 62109-1; IEC/EN 62109-2; NB/T 32004							
EMC	IEC/EN 61000; NB/T 32004							
Certification	VDE4105; EN 50549; AS 4777.2; VDE4105; IEC 61727; IEC 62116; IEC 61683; IEC 60068; EN 50530; NB/T 32004							

① Input 1 is optional with two strings(Max. input current: 32A, Max. short circuit current: 40A)

* The two data refer to different grid voltage 220V/230V

** The AC voltage and the frequency range may vary from different country codes

*V2.4. Information may be subject to modify without notice. 650.00003.00

X3-PRO G2

THREE-PHASE
ON-GRID INVERTER
8~30kW



Features

High-efficiency

- Maximum efficiency is up to 98.5%
- Low startup voltage, ultrawide MPPT voltage range
- 150% DC oversizing, 110% AC overloading output
- In-built global MPP scan for higher yield efficiency

Safe

- SPD type II protection on both AC&DC
- ARC protection (Optional)
- IP66 protection

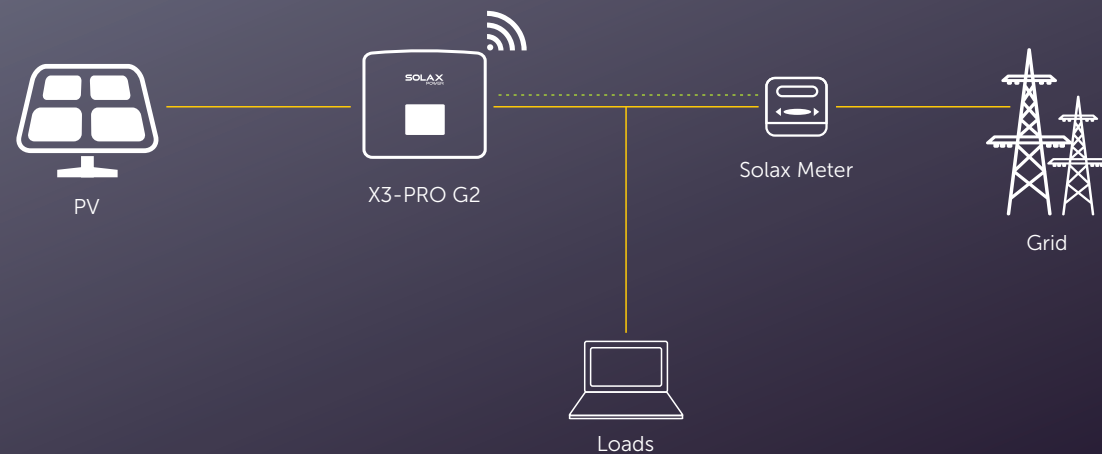
Smart

- Built-in export power control
- Intelligent load management - heat pump (Adapter Box required)
- 24h monitoring and maintenance (Optional)
- Multiple monitoring methods supported, Optional: WiFi/LAN/4G

Economic

- Ultra-high power density
- Maximum 32A DC input current per MPP tracker, support high power solar panels
- Up to 3 MPPTs, 2 strings per MPPT
- Support Master/Slave parallel function

SOLUTION DESIGN



X3-PRO G2

THREE-PHASE

	X3-PRO-8K-G2	X3-PRO-10K-G2	X3-PRO-12K-G2	X3-PRO-15K-G2	X3-PRO-17K-G2	X3-PRO-20K-G2	X3-PRO-25K-G2	X3-PRO-30K-G2
DC INPUT								
Max. PV array input power [Wp]	12000	15000	18000	22500	25500	30000	37500	45000
Max. PV input voltage [V]	1100	1100	1100	1100	1100	1100	1100	1100
Start startup voltage [V]	200	200	200	200	200	200	200	200
Nominal input voltage [V]	650	650	650	650	650	650	650	650
MPP tracker voltage range [V]	160~980							
No. of MPP trackers	2	2	2	2	2	2	3	3
Strings per MPP tracker	2	2	2	2	2	2	2	2
Max. PV input current [A]	32/32	32/32	32/32	32/32	32/32	32/32	32/32/32	32/32/32
Isc PV Array Short Circuit current [A]	40/40	40/40	40/40	40/40	40/40	40/40	40/40/40	40/40/40
AC OUTPUT								
Rated AC output power [kW]	8000	10000	12000	15000	17000	20000	25000	30000
Rated AC output current [A]*	12.2/11.6	15.2/14.5	18.2/17.4	22.8/21.8	25.8/24.7	30.3/29	37.9/36.3	45.5/43.5
Max. AC output apparent power [VA]	8800	11000	13200	16500	18700	22000	27500	30000
Max. AC output current [A]	13.2	16	19.3	24.2	27.5	33.6	41.8	45.5
Nominal AC voltage/AC voltage range [V]**	220/380V, 230/400V, 3/N/PE, 3/PE; 95-285V							
Nominal AC frequency/AC frequency range [Hz]**	50/60; ±5							
Power Factor range	0.8 leading ~ 0.8 lagging							
THDi (Rated power) [%]	<3							
SYSTEM DATA								
Max. efficiency [%]	98.20	98.20	98.20	98.30	98.30	98.30	98.50	98.50
Euro efficiency [%]	97.70	97.70	97.70	97.80	97.80	97.80	98.00	98.00
Standby consumption (Night) [W]	<3							
Ingress protection	IP66							
Operating ambient temperature range [°C]	-30~+60 (Derating above 45)							
Max. operation altitude [m]	4000 (Derating above 3000)							
Relative humidity [%]	0~100							
Typical noise emission [dB]	<35	<35	<35	<55	<55	<55	<55	<58
Storage temperature [°C]	-30~+60							
Dimensions (WxHxD) [mm]	482x417x181							
Weight [kg]	24.5			26			28	
Cooling concept	Natural cooling				Smart fan cooling			
Communication interfaces	USB / RS485 / DRM, Optional: Meter							
Optional monitoring dongle	Pocket WiFi/LAN/4G							
Display	2 x LED + LCD (16 x 2) / APP							
PROTECTION								
Over/under voltage protection	YES							
DC isolation protection	YES							
Grid monitoring	YES							
DC injection monitoring	YES							
Residual current detection	YES							
Anti-islanding protection	YES							
Over Temp protection	YES							
SPD (DC/AC)	Type II / Type II							
AC auxiliary power supply (APS)	Optional							
Arc-fault circuit interrupter (AFCI)	Optional							
STANDARD								
Safety	IEC/EN 62109-1; IEC/EN 62109-2; NB/T 32004							
EMC	IEC/EN 61000; NB/T 32004							
Certification	VDE4105; EN 50549; AS 4777.2; VDE4105; IEC 61727; IEC 62116; IEC 61683; IEC 60068; EN 50530; NB/T 32004							

* The two data refer to different grid voltage 220V/230V

** The AC voltage and the frequency range may vary from different country codes

*V2.4. Information may be subject to modify without notice. 650.00004.00

X3-MEGA G2

THREE-PHASE
ON-GRID INVERTER
40~60kW



Features

More energy harvest

- Maximum efficiency 98.4%
- 180~1000Vdc MPPT voltage range
- Maximum 6 MPPTs, 2 strings per MPP tracker
- 150% PV oversizing input, 110% overloading output
- Maximum 32A MPPT current

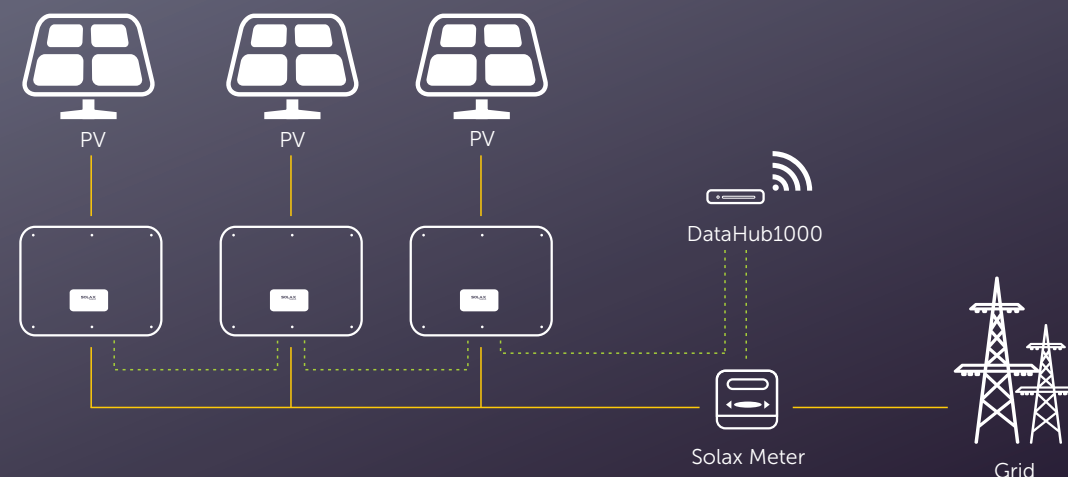
Safety & Reliability

- IP66 protection level
- AFCI protection (Optional)
- Both AC&DC SPDs(Type II) inside, Type I+II SPD is optional

Intelligence for easy maintenance and economy

- Built-in export power control
- Remote setting and upgrading
- Smart I-V Curve Diagnosis supported
- Aluminium AC cable connection available
- Current measuring for each of PV string
- Night-time reactive power compensation
- 24 hours operation monitoring (Optional)
- Power line communication (PLC) (Optional)
- Smart air cooling technique results in long lifetime of fans
- Advanced heat dissipation technology makes the system more than 10% lighter and smaller

SOLUTION DESIGN



X3-MEGA G2

THREE-PHASE

X3-MGA-40K-G2

X3-MGA-50K-G2

X3-MGA-60K-G2

DC INPUT

Max. PV array input power [kWp]	60	75	90
Max. PV input voltage [V]		1100	
Startup voltage [V]		200	
Nominal input voltage [V]		600	
MPP tracker voltage range [V]		180~1000	
No. of MPP trackers	4	5	6
Strings per MPP tracker	2	2	2
Max. PV input current per MPPT [A]		32	
Isc PV Array Short Circuit current per MPPT [A]		46	

AC OUTPUT

Rated AC output power [kW]	40	50	60
Rated AC output current [A]*	60.6 / 58	75.8 / 72.5	90.9 / 87
Max. AC output apparent power [kVA]	44	55	66
Max. AC output current [A]*	66.7 / 63.8	83.3 / 79.7	100 / 95.7
Nominal AC voltage [V]		220/380V, 230/400V, 3/N/PE, 3/PE	
AC voltage range [V]**		304~460	
Nominal AC frequency / AC frequency range [Hz]**		50/60; ±5	
Power Factor range		0.8 leading ~ 0.8 lagging	
THDi (Rated power) [%]		<3	

SYSTEM DATA

Max. efficiency [%]	98.4
Euro. efficiency [%]	98.1
Standby consumption [W] @Night	<2
Ingress protection	IP66
Operating ambient temperature range [°C]	-30~+60 (Derating above 45)
Max. operation altitude [m]	4000 (Derating above 3000)
Relative humidity [%]	0~100
Dimensions [WxHxD] [mm]	630*521*286
Weight [kg]	44
Cooling concept	Smart fan cooling
Communication interfaces	RS485 / USB / DRM / PLC(Optional)
Optional monitoring dongle	Pocket WiFi / LAN / 4G
Display	LCD (16x2, optional) / LEDx4

PROTECTION

Over/under voltage protection	YES
Over current protection	YES
DC isolation protection	YES
Grid monitoring	YES
DC injection monitoring	YES
Residual current detection	YES
Anti-islanding protection	YES
String fault detection	YES
Over temperature protection	YES
SPD (DC/AC)	Type II / Type II
Arc-fault circuit interrupter (AFCI)	Optional
AC auxiliary power supply (APS)	Optional
Power line communication (PLC)	Optional

STANDARD

Safety	IEC/EN 62109-1; IEC/EN 62109-2; NB/T 32004
EMC	EN/IEC 61000; NB/T 32004
Certification	VDE4105; EN 50549; AS 4777.2; VDE4105; IEC 61727; IEC 62116; IEC 61683; IEC 60068; EN 50530; NB/T 32004

* The two data refer to different grid voltage 220V/230V

** The AC voltage and the frequency range may vary from different country codes

*V2.5. Information may be subject to modify without notice. 650.00002.00

X3-FORTH

THREE-PHASE
ON-GRID INVERTER
80~150kW



Features

More energy harvest

- Maximum efficiency up to 99%
- 180~1000Vdc MPPT voltage range
- Maximum 12 MPPTs, 2 strings per MPP tracker
- 150% PV oversizing input, 110% overloading output
- Maximum 32A MPPT current

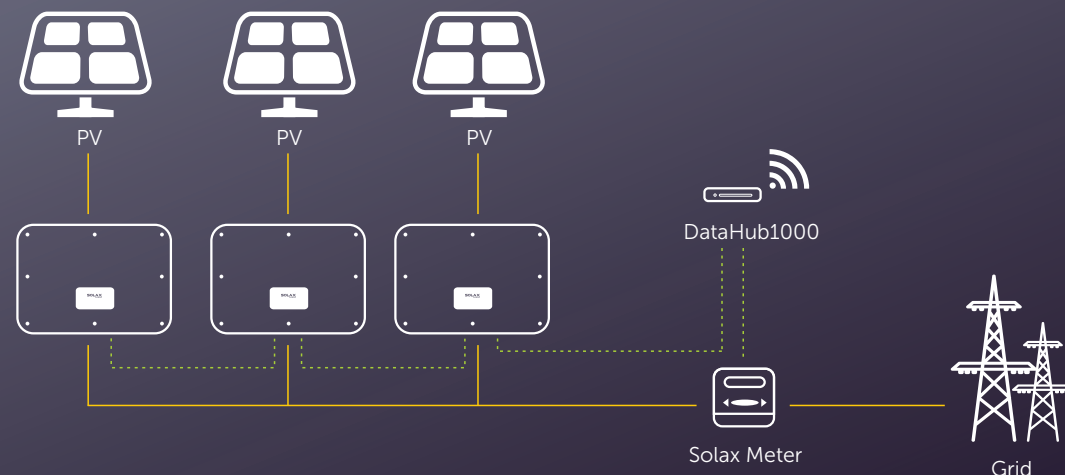
Safety & Reliability

- IP66 protection level
- AFCI protection (Optional)
- AC terminal temperature detection
- Both AC&DC SPDs(Type II) inside, Type I+II SPD is optional

Intelligence for easy maintenance and economy

- Built-in export power control
- Remote setting and upgrading
- 24 hours operation monitoring
- Smart I-V Curve Diagnosis supported
- Night-time reactive power compensation
- Aluminium AC cable connection available
- Power line communication(PLC)(Optional)
- Fuse free design with smart string current monitoring
- Smart air cooling technique results in long lifetime of fans
- Advanced heat dissipation technology makes the system more than 5% lighter and smaller

SOLUTION DESIGN



X3-FORTH

THREE PHASE

X3-FTH-80K X3-FTH-100K X3-FTH-110K X3-FTH-120K X3-FTH-125K X3-FTH-136K-MV X3-FTH-150K-MV

DC INPUT

Max. PV array input power [kWp]	120	150	165	180	188	204	225
Max. PV input voltage [V]	1100	1100	1100	1100	1100	1100	1100
Nominal input voltage [V]*	580/600	580/600	580/600	580/600	580/600	730/785	730/785
Startup voltage [V]	200	200	200	200	200	200	200
MPP tracker voltage range [V]	180~1000	180~1000	180~1000	180~1000	180~1000	180~1000	180~1000
No. of MPP trackers	9	9	9	12	12	12	12
Strings per MPP tracker				2			
Max. PV input current per MPPT [A]				32			
Isc PV Array Short Circuit current per MPPT [A]				46			

AC OUTPUT

Rated AC output power [kW]	80	100	110	120	125	136	150
Rated AC output current [A]*	121.3/116	151.6/145	166.7/159.5	181.9/174	189.4/181.2	157.1/145.4	173.2/160.4
Max. AC output apparent power [kVA]	88	110	121	132	132	149.6	165
Max. AC output current [A]*	133.4/127.6	166.7/159.5	183.4/175.4	200/191.3	200/191.3	172.8/160	190.6/176.5
Nominal AC voltage [V]		220/380, 230/400, 3/N/PE, 3/PE				500/540,3P3W+PE 500/540,3P3W+PE	
AC voltage range [V]**		304 ~ 480				425 ~ 594	
Nominal AC frequency/AC frequency range [Hz]**		50/60, ±5					
THDi (Rated power) [%]		<3					
Power Factor range		0.8 leading ~ 0.8 lagging					

SYSTEM DATA

MPPT efficiency [%]				99.9			
Max. efficiency [%]	98.6	98.6	98.6	98.6	98.6	99.0	99.0
Ingress protection				IP66			
Operating ambient temperature range [°C]				-30~+60 (Derating above 45)			
Max. operation altitude [m]				4000 (Derating above 3000)			
Relative humidity [%]				0~100			
Dimensions [WxHxD] [mm]				985x660x327.5			
Weight [kg]	83	83	83	87	87	87	87
Cooling concept				Smart fan cooling			
Communication interfaces				RS485 / USB / DRM / PLC(Optional)			
Optional monitoring dongle				Pocket WiFi/LAN/4G			
Display				LCD(16x2, optional)/LEDx4			

PROTECTION

Over/under voltage protection	YES
DC isolation protection	YES
Grid monitoring	YES
DC injection monitoring	YES
Residual current detection	YES
Anti-islanding protection	YES
String fault detection	YES
SPD (DC/AC)	Type II / Type II
Arc-fault circuit interrupter(AFCI)	Optional
AC terminals over temperature detection	YES
AC auxiliary power supply(APS)	Optional
Power line communication(PLC)	Optional

STANDARD

Safety	IEC/EN 62109-1; IEC/EN 62109-2; NB/T 32004
EMC	IEC/EN 61000; NB/T 32004
Certification	EN 50549; AS4777.2; VDE4105; IEC 61727; IEC 62116; IEC 61683; IEC 60068; EN 50530; NB/T 32004

* The two data refer to different grid voltage 220V/230V or 500V/540V

** The AC voltage and the frequency range may vary from different country codes

V2.7 Information may be subject to modify without notice.650.00001.00

X1-HYBRID G4

D: Should be used without matebox
M: Should be used with matebox

SINGLE-PHASE
3.0~7.5kW

Features

High-efficient

- 200% PV oversized and up to 110% AC overload output
- Higher efficiency on charging and discharging, up to 97.0%
- Built-in shadow tracking function

Economic

- 16A DC input current, support high power solar panel
- Up to 150% PV input
- Store the surplus energy from PV to battery
- Low start output voltage makes inverter longer working time
- Less energy loss on battery to inverter

Intelligent

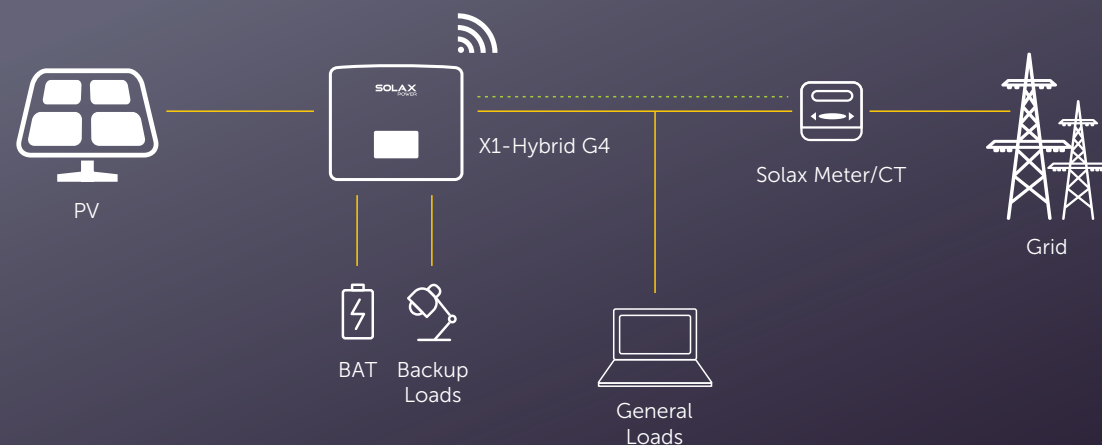
- Up to 120% EPS output for 1h
- Switchover time <10ms
- Quick configuration with U-disk
- Lithium-ion & Lead-acid battery compatible
- CT compatible, loads respond within 0.3s
- Intelligent loads management (e.g., Heat pump)
- On & Off-grid parallel function, up to 15kW
- 5 work modes, 2 charging periods available
- VPP ready, ancillary service in power market

Safe

- IP65 protection level
- Integrated SPD



SOLUTION DESIGN



X1-HYBRID G4

SINGLE-PHASE

X1-HYBRID-3.0-D
X1-HYBRID-3.0-M

X1-HYBRID-3.7-D
X1-HYBRID-3.7-M

X1-HYBRID-4.6-D
X1-HYBRID-4.6-M

X1-HYBRID-5.0-D
X1-HYBRID-5.0-M

X1-HYBRID-6.0-D
X1-HYBRID-6.0-M

X1-HYBRID-7.5-D
X1-HYBRID-7.5-M

DC INPUT

Max. PV array power [Wp]	6000	7400	9200	10000	12000	15000
Max. PV input power ^① (PV1+PV2) [Wp]	4500	5500	6900	7500	9000	10000
Max. PV input voltage [V]	600	600	600	600	600	600
Start output voltage [V]	90	90	90	90	90	90
Nominal input voltage [V]	360	360	360	360	360	360
MPPT voltage range [V]	70~550	70~550	70~550	70~550	70~550	70~550
No. of MPPT trackers / Strings per MPP tracker	2 (1/1)	2 (1/1)	2 (1/1)	2 (1/1)	2 (1/1)	2 (1/1)
Max. input current (input PV1 / input PV 2) [A]	16/16	16/16	16/16	16/16	16/16	16/16
Max. short circuit current (input PV1 / input PV 2) [A]	20/20	20/20	20/20	20/20	20/20	20/20

AC INPUT & OUTPUT

Nominal AC output power [W]	3000	3680	4600	5000 <small>(Germany 4600, AU 4999)</small>	6000	7500
Max. AC output apparent power [VA]	3300	3680	4999 <small>(Germany 4600)</small>	5500 (4600 for VDE4105, 4999 for AS4777)	6600	7500
Max. AC output current [A]	14.4	16	21.7 <small>(Germany 20)</small>	23.9 <small>(Germany 20, AU 21.7)</small>	28.6	32.6
Max. AC input apparent power [VA]	6300	7360	9200	9200	9200	9200
Max. AC input current [A]	27.4	32	40	40	40	40
Nominal AC voltage [V]	230 / 240					
Nominal grid frequency [Hz]	50 / 60					
Displacement power factor	0.8 leading ~0.8 lagging					
THDi (rated power) [%]	<2					

BATTERY DATA

Battery type	Lithium-ion battery / Lead-acid Battery
Battery voltage range [V]	80 ~ 480
Max. continuous charge / discharge current [A]	30

EPS (OFF-GRID OR BACK-UP) OUTPUT (WITH BATTERY)

Nominal output power [W]	3000	3680	4600	5000	6000	7500
Peak apparent power [VA]	3600, 1h	4416, 1h	5520, 1h	6000, 1h	7200, 10min	7500
Max. continuous current [A]	13	16	21.7	21.7	26.1	32.6
Nominal voltage [V]; Frequency [Hz]	230; 50 / 60					
Switch time [ms]	<10					
Parallel operation	YES					

SYSTEM DATA

Max. efficiency [%]	97.6
Euro. efficiency [%]	97.0
Battery charge / discharge efficiency [%] ^②	97.0 / 97.0
Degree of protection	IP65
Operating temperature range [°C]	-35 ~ +60 (Derating above +45)
Max. operation altitude [m]	<3000
Relative humidity [%]	0 ~ 100
Typical noise emission [dB]	<30
Storage temperature [°C]	-40 ~ +65
Dimensions (WxHxD) [mm]	482x417x181
Net weight [kg]	24
Cooling concept	Nature cooling
Communication interfaces	CT/Meter (optional), External control RS485, Pocket WiFi (Optional: Pocket Lan/4G), DRM, USB Upgrade, NTC (optional)

POWER CONSUMPTION

Internal consumption (night) [W]	<17W for standby, <2.7W for idle
----------------------------------	----------------------------------

STANDARD

Safety	EN/IEC62109-1/-2
EMC	EN61000-6-1/2/3/4; EN61000-3-2/3/11/12
Certification	VDE4105, G99, G98, AS4777, EN50549, CEI 0-21, IEC61727, RD1699, NRS 097-2-1, PEA/MEA, VFR2019, C10/11

①: Indicates that all model single PV1 & PV2 input power upper limit is 5000 W. (*Max. PV input power^① (PV1+PV2)* restriction takes precedence).

②: PV to BAT Max. efficiency 97.0%, BAT to AC Max. efficiency 97.0%.

V2.4. Information may be subject to modify without notice. 650.00009.00

X3-HYBRID G4

D: Should be used without matebox
M: Should be used with matebox

THREE-PHASE
HYBRID INVERTER

5.0~15kW



Features

High-efficient

- 200% PV oversized and up to 110% AC overload output
- Higher efficiency on charging and discharging, up to 97.5%
- Built-in shadow tracking function

Economic

- 16A DC single string input current, support high power solar panel
- Up to 150% PV input
- Store the surplus energy from PV to battery
- Low start output voltage makes inverter longer working time
- Less energy loss on battery to inverter

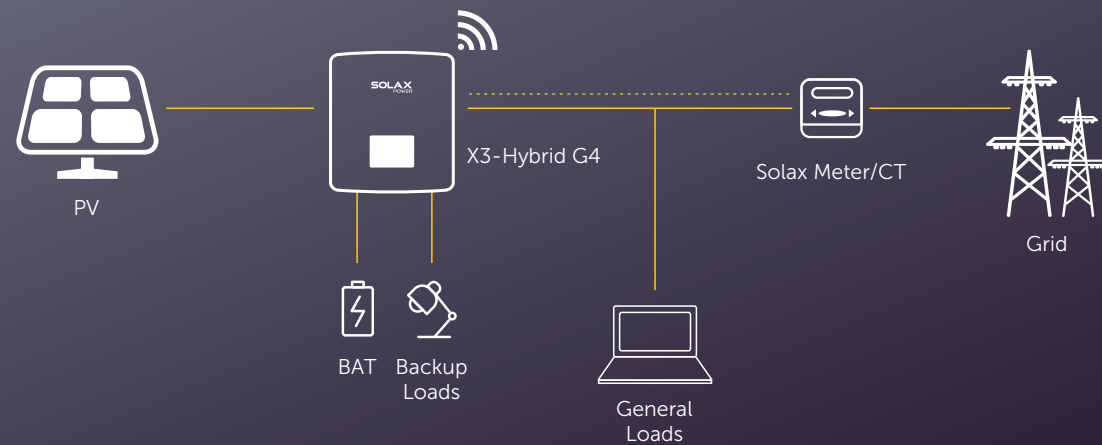
Intelligent

- Up to 150% EPS output for 60s
- Switchover time <10ms
- Quick configuration with U-disk
- Lithium-ion & Lead-acid battery compatible
- CT compatible, loads respond within 0.3s
- Intelligent loads management (e.g., Heat pump)
- On & Off-grid parallel function, up to 150kW
- 5 work modes, 2 charging periods available
- VPP ready, ancillary service in power market
- Three-phase unbalanced output Maximum 5kW output power on single phase at most

Safe

- IP65 protection level
- Integrated SPD

SOLUTION DESIGN



X3-HYBRID G4

THREE-PHASE

X3-HYBRID-5.0-D X3-HYBRID-6.0-D X3-HYBRID-8.0-D X3-HYBRID-10.0-D X3-HYBRID-12.0-D X3-HYBRID-15.0-D
X3-HYBRID-5.0-M X3-HYBRID-6.0-M X3-HYBRID-8.0-M X3-HYBRID-10.0-M X3-HYBRID-12.0-M X3-HYBRID-15.0-M

DC INPUT

Max. PV array power [Wp]	10000	12000	16000	20000	24000	30000
Max. PV input power (PV1+PV2) [Wp]	PV1:4000 / PV2:4000	PV1:5000 / PV2:5000	PV1:8500 / PV2:5000	PV1:10500 / PV2:6000	PV1:11000 / PV2:7000	PV1:11000 / PV2:7000
Max. PV input voltage [V]	1000	1000	1000	1000	1000	1000
Start output voltage [V]	200	200	200	200	200	200
Nominal input voltage [V]	640	640	640	640	640	640
MPP voltage range [V]	180~950	180~950	180~950	180~950	180~950	180~950
No. of MPP trackers / Strings per MPP tracker	2 (1 / 1)	2 (1 / 1)	2 (2 / 1)	2 (2 / 1)	2 (2 / 1)	2 (2 / 1)
Max. input current (input PV1 / input PV2) [A]	16 / 16	16 / 16	26 / 16	26 / 16	26 / 16	26 / 16
Max. short circuit current (input PV1 / input PV2) [A]	20 / 20	20 / 20	30 / 20	30 / 20	30 / 20	30 / 20

AC INPUT & OUTPUT

Nominal AC output power [W]	5000	6000	8000	10000	12000	15000
Max. AC output apparent power [VA]	5500	6600	8800	11000	13200	15000
Max. AC output current [A]	8.1	9.7	12.9	16.1	19.3	24.1
Max. AC input apparent power [VA]	10000	12000	16000	20000	20000	20000
Max. AC input current [A]	16.1	19.3	25.8	32.0	32.0	32.0
Nominal AC voltage [V]	415 / 240; 400 / 230; 380 / 220					
Nominal grid frequency [Hz]	50 / 60					
Displacement power factor	0.8 leading ~ 0.8 lagging					
THDi (rated power) [%]	<3					

BATTERY DATA

Battery type	Lithium-ion battery / Lead-acid Battery
Battery voltage range [V]	180 ~ 800
Max. continuous charge / discharge current [A]	30

EPS(OFF-GRID OR BACK-UP) OUTPUT (WITH BATTERY)

Nominal output power [W]	5000	6000	8000	10000	12000	15000
Peak apparent power [VA]	7500,60s	9000, 60s	12000,60s	15000, 60s	15000, 60s	16500, 60s
Max.continuous current [A]	7.2	8.7	11.6	14.5	17.5	21.8
Nominal voltage [V]; Frequency [Hz]	400 / 230; 50 / 60					
Switch time [ms]	<10					
Parallel operation	YES					

SYSTEM DATA

Max. efficiency [%]	98.0
Euro. efficiency [%]	97.7
Battery charge / discharge efficiency [%] ^①	98.5 / 97.5
Degree of protection	IP65
Operating temperature range [°C]	-35 ~ +60 (Derating above +45)
Max. operation altitude [m]	<3000
Relative humidity [%]	0 ~ 100
Typical noise emission [dB]	<35
Storage temperature [°C]	-40 ~ +70
Dimensions (WxHxD) [mm]	503x503x199
Net weight [kg]	30
Cooling concept	Nature cooling / Smart cooling
Communication interfaces	CT/Meter (optional), External control RS485, Pocket WiFi (Optional: Pocket Lan/4G), DRM, USB Upgrade, NTC (optional)

POWER CONSUMPTION

Internal consumption (night) [W]	<40W for standby, <5W for idle
----------------------------------	--------------------------------

STANDARD

Safety	EN/IEC62109-1/-2
EMC	EN61000-6-1/2/3/4; EN61000-3-2/3/11/12
Certification	VDE4105, G99, G98, AS4777, EN50549, CEI 0-21, IEC61727, PEA/MEA, NRS-097-2-1, RD1699, TOR

①: PV to BAT Max. efficiency 98.5%, BAT to AC Max. efficiency 97.5%.

V2.2. Information may be subject to modify without notice. 650.0010.00

X1-FIT G4

SINGLE-PHASE
AC COUPLED HYBRID INVERTER
3.0~7.5kW



Features

High-efficient

- Up to 110% AC overload output
- Higher efficiency on charging and discharging, up to 97.0%

Economic

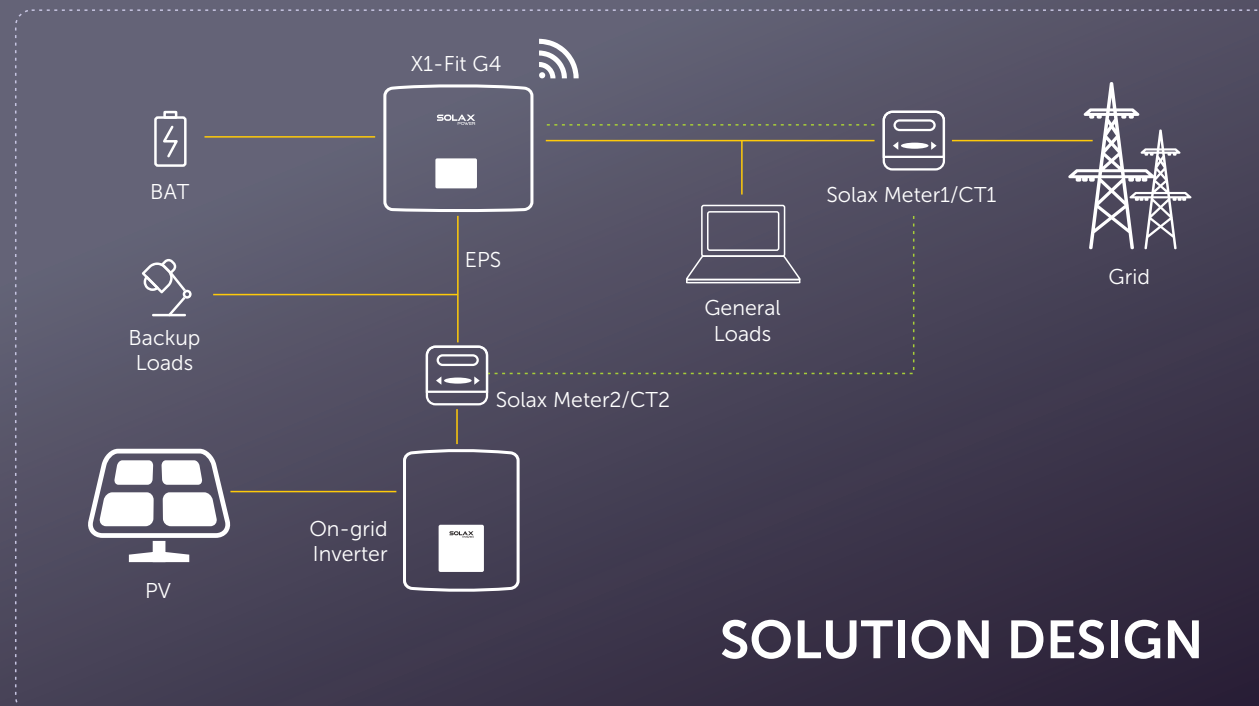
- Store the surplus energy to battery
- Less energy loss on battery to inverter

Safe

- IP65 protection level
- Integrated SPD

Intelligent

- Up to 120% EPS output for 1h
- Switchover time <10ms
- Quick configuration with U-disk
- Lithium-ion & Lead-acid battery compatible
- CT compatible, loads respond within 0.3s
- Intelligent loads management (e.g., Heat pump)
- On & Off-grid parallel function, up to 150kW
- 5 work modes, 2 charging periods available
- VPP ready, ancillary service in power market



SOLUTION DESIGN

X1-FIT G4

SINGLE-PHASE

	X1-FIT-3.7-W	X1-FIT-4.6-W	X1-FIT-5.0-W	X1-FIT-6.0-W	X1-FIT-7.5-W
AC INPUT & OUTPUT					
Nominal AC output power [W]	3680	4600	5000 (Germany 4600, AU 4999)	6000	7500
Max. AC output apparent power [VA]	3680	4999 (Germany 4600)	5500 (4600 for VDE4105, 4999 for AS4777)	6600	7500
Max. AC output current [A]	16	21.7 (Germany 20)	23.9 (Germany 20, AU 21.7)	28.6	32.6
Max. AC input apparent power [VA]	7360	9200	9200	9200	9200
Max. AC input current [A]	32	40	40	40	40
Nominal AC voltage	220 / 230 / 240				
Nominal grid frequency [Hz]	50 / 60				
Displacement power factor	0.8 leading ~ 0.8 lagging				
THDi, rated power [%]	<2				
BATTERY DATA					
Battery Type	Lithium-ion battery / Lead-acid battery				
Battery voltage range [V]	80 ~ 480				
Max. continuous charge / discharge current [A]	30				
EPS(OFF-GRID OR BACK-UP) OUTPUT (WITH BATTERY)					
Nominal output power [W]	3680	4600	5000	6000	7500
Peak apparent power [VA, min]	4416, 60	5520, 60	6000, 60	7200, 10	7500
Max. continuous current [A]	16	21.7	21.7	26.1	32.6
Nominal Voltage [V]; Frequency [Hz]	230; 50 / 60				
Switch time [ms]	<10				
Parallel Operation	YES				
SYSTEM DATA					
Battery charge / discharge efficiency [%]	97.0 / 97.0				
Degree of protection	IP65				
Operating temperature range [°C]	-35 ~ +60 (Derating above +45)				
Max. operation altitude [m]	<3000				
Relative humidity [%]	0 ~ 100				
Typical noise emission [dB]	<30				
Storage temperature [°C]	-40 ~ +65				
Dimensions [WxHxD] [mm]	482x417x181				
Net Weight [kg]	23				
Cooling concept	Natural cooling				Smart cooling
Communication interfaces	CT/Meter (optional), External control RS485, Pocket series (optional), DRM, USB Upgrade				
POWER CONSUMPTION					
Internal consumption (night) [W]	<17W for standby, <2.7W for idle				
STANDARD					
Safety	EN/IEC62109-1/-2				
EMC	EN61000-6-1/2/3/4, EN61000-3-2/3/11/12				
Certification	VDE4105, G99, G98, AS4777, EN50549, CEI 0-21, IEC61727, C10/11				

*V2.5. Information may be subject to modify without notice.650.00018.00

X1-AC

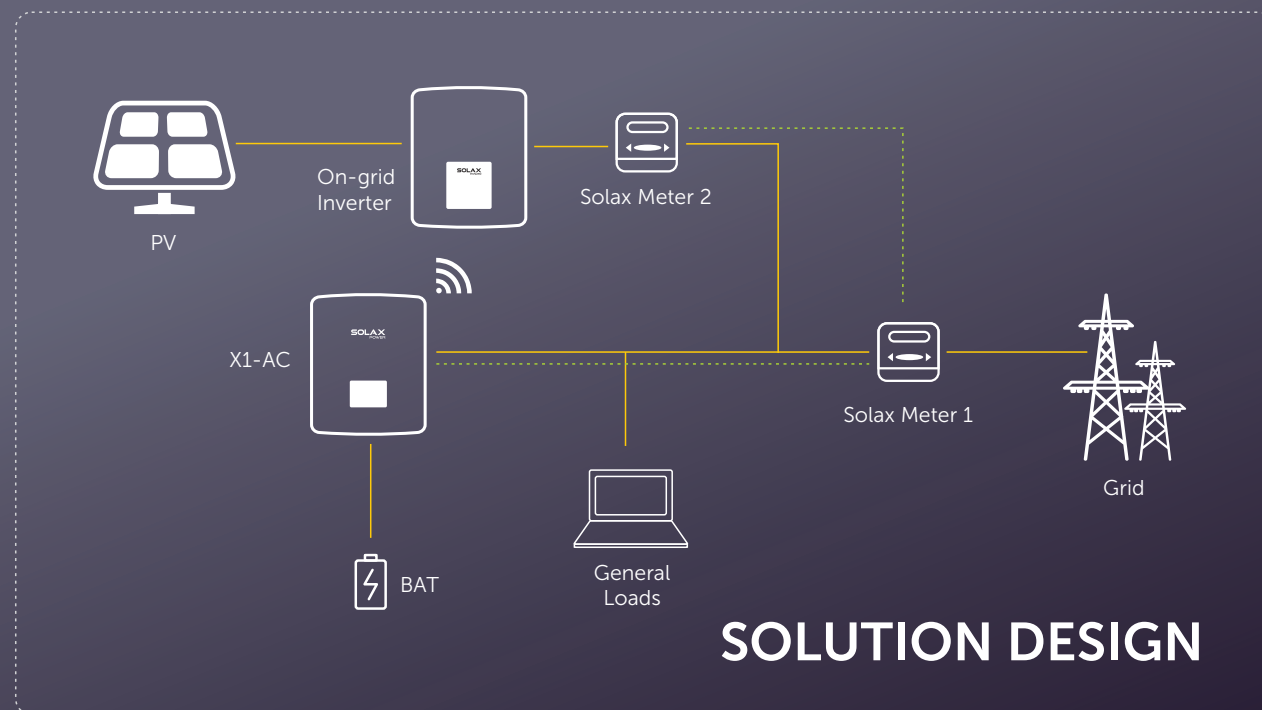
SINGLE-PHASE
AC COUPLED HYBRID INVERTER

3.0~5.0kW



Features

- Natural cooling, quiet and low maintenance
- Max efficiency up to 97%
- Multiple protection: RCD, isolation, over voltage over temperature, earth protection, short-circuit protection, etc
- Compatible with High-voltage batteries
- Transformerless design with software and hardware protection.



X1-AC

SINGLE-PHASE

	X1-AC-3.0	X1-AC-3.6	X1-AC-4.6	X1-AC-5.0
AC INPUT & OUTPUT				
Nominal AC output power [W]	3000	3680	4600	4999
Nominal AC output current [A]	13	16	20	21.7
Max. AC output apparent power [VA]	3000	3680	4600	4999
Max. AC output current [A]	13.6	16.8(16 for G98)	21	21.7
Max. AC input apparent power [VA]	3000	3680	4600	4999
Max. AC input current [A]	13.6	16.8(16 for G98)	21	21.7
Nominal AC voltage [V]	220/230/240 (180 - 280)			
Nominal grid frequency/Grid frequency range [Hz]	50/60			
Displacement power factor	0.8 leading~0.8 lagging			
THDi (rated power) [%]	<2			
BATTERY DATA				
Battery type	Li-ion battery /Lead-acid battery			
Battery voltage range [V]	70-400			
Max.continuous charge/discharge current [A]	35			
SAFETY & PROTECTION				
Over/under voltage protection	YES			
DC isolation protection	YES			
Grid protection	YES			
DC injection monitoring	YES			
Residual current detection	YES			
Anti-islanding protection	YES			
SYSTEM DATA				
Max. efficiency [%]	96.5		97.0	
Battery charge/discharge efficiency [%]	96.5		97.0	
Degree of protection	IP 65			
Operating temperature range [°C]	-25 ~ +60 (derating at 45)			
Max. operation altitude [m]	<2000			
Humidity [%]	0~100			
Typical noise emission [dB]	<25			
Storage temperature [°C]	-25 ~ +60			
Dimensions(WxHxD) [mm]	430*341.5*143			
Net weight [kg]	15.5	15.5	16.3	16.3
Cooling concept	Nature cooling			
Communication interfaces	Meter/Pocket Wi-Fi(optional)/Pocket LAN(optional)/Pocket GPRS(optional)/RS485/DRM/USB/CT			
STANDARD				
Safety	IEC62477			
EMC	EN 61000-6-1 / EN 61000-6-2 / EN 61000-6-3 / EN 61000-6-4			
Certification	G98/G99/G100			

X3-FIT G4

THREE-PHASE
AC COUPLED HYBRID INVERTER
6.0~15kW



Features

High-efficient

- Up to 110% AC overload output
- Higher efficiency on charging and discharging, up to 98.5%

Economic

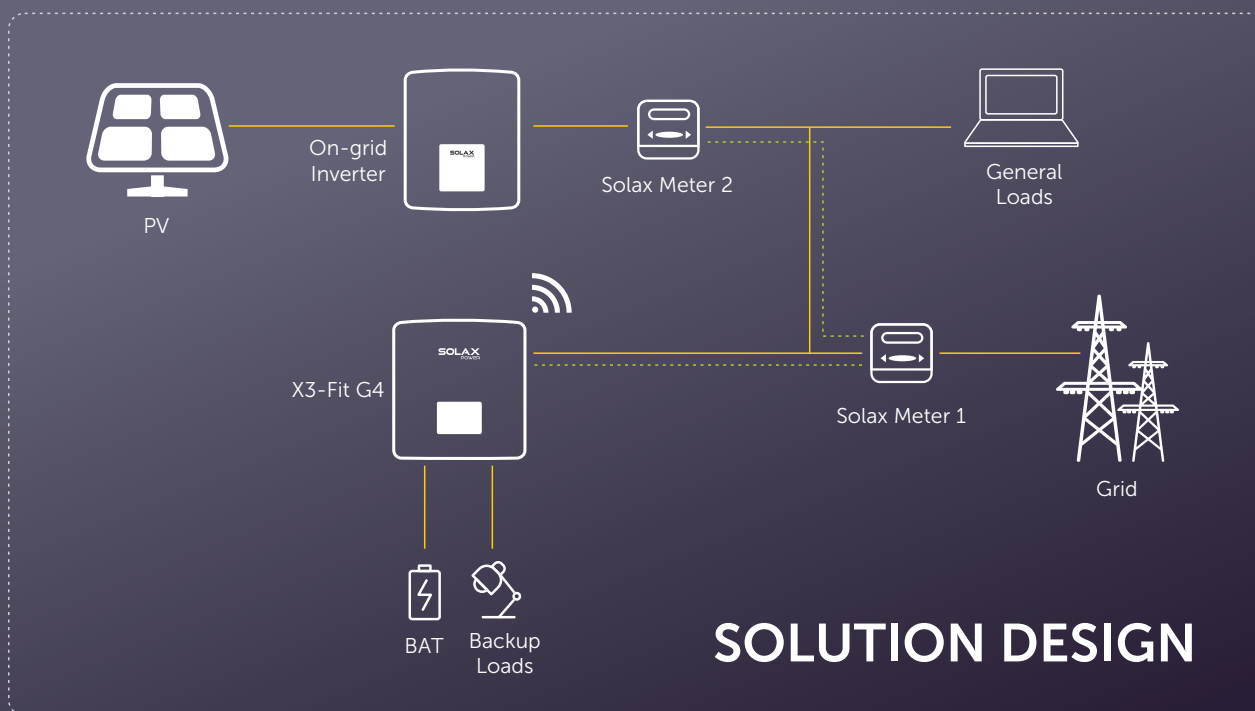
- Store the surplus energy to battery
- Less energy loss on battery to inverter

Safe

- IP65 protection level
- Integrated SPD

Intelligent

- Up to 150% EPS output for 60s
- Switchover time <10ms
- Quick configuration with U-disk
- Lithium-ion & Lead-acid battery compatible
- CT compatible, loads respond within 0.3s
- Intelligent loads management (e.g., Heat pump)
- On & Off-grid parallel function, up to 150kW
- 5 work modes, 2 charging periods available
- VPP ready, ancillary service in power market
- Three-phase unbalanced output Maximum 5kW output power on single phase at most

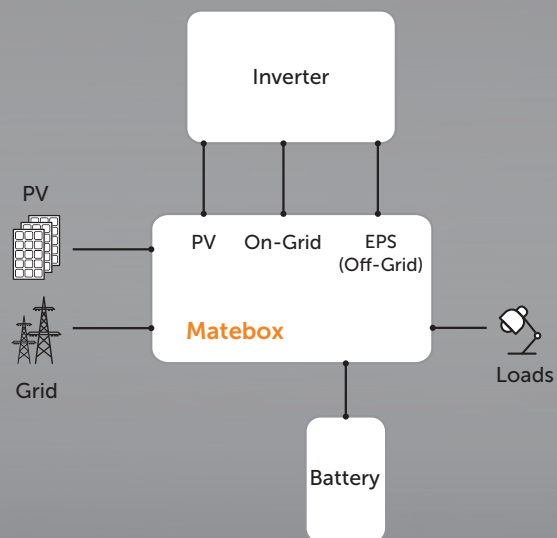


X3-FIT G4

THREE-PHASE

	X3-FIT-6.0-W	X3-FIT-8.0-W	X3-FIT-10.0-W	X3-FIT-15.0-W
AC INPUT & OUTPUT				
Nominal AC output power [W]	6000	8000	10000	15000
Max. AC output apparent power [VA]	6600	8800	11000	15000
Max. AC output current [A]	9.7	12.9	16.1	24.1
Max. AC input apparent power [VA]	12000	16000	20000	20000
Max. AC input current [A]	19.3	25.8	32	32
Nominal AC voltage [V]	380 / 220; 400 / 230; 415 / 240			
Nominal grid frequency [Hz]	50 / 60			
Displacement power factor	0.8 leading ~ 0.8 lagging			
THDi (rated power) [%]	<3			
BATTERY DATA				
Battery type	Lithium-ion battery / Lead-acid Battery			
Battery voltage range [V]	180 ~ 800			
Max. continuous charge/discharge current [A]	30			
EPS(OFF-GRID OR BACK-UP) OUTPUT (WITH BATTERY)				
Nominal output power [W]	6000	8000	10000	15000
Peak apparent power [VA,s]	9000,60	12000,60	15000,60	16500,60
Max.continuous current [A]	8.7	11.6	14.5	21.8
Nominal voltage [V]; Frequency [Hz]	400 / 230; 50 / 60			
Switch time [ms]	<10			
Parallel operation	YES			
SYSTEM DATA				
Max. efficiency [%]	98.0			
Euro. efficiency [%]	97.7			
Battery charge/discharge efficiency [%]	98.5 / 97.5			
Degree of protection	IP65			
Operating temperature range [°C]	-35 ~ +60 (Derating above +45)			
Max. operation altitude [m]	<3000			
Relative humidity [%]	0 ~ 100			
Typical noise emission [dB]	<35	<35	<45	<45
Storage temperature [°C]	-40 ~ +70			
Dimensions (WxHxD) [mm]	503x503x199			
Net weight [kg]	30			
Cooling concept	Natural cooling	Natural cooling	Nature cooling	Smart cooling
Communication interfaces	CT/Meter (optional), External control RS485, Pocket WiFi (Optional: Pocket Lan/4G), DRM, USB Upgrade, NTC (optional)			
POWER CONSUMPTION				
Internal consumption (night) [W]	<40W for standby, <5W for idle			
STANDARD				
Safety	EN / IEC62109-1/-2			
EMC	EN61000-6-1/2/3/4;EN61000-3-2/3/11/12			
Certification	VDE4105, G99, G98, AS4777, EN50549, CEI 0-21, IEC61727, PEA / MEA, NRS-097-2-1, RD1699, TOR			

*V2.4. Information may be subject to modify without notice. 650.00019.00



MATEBOX

For the new X-ESS G4, we get rid of the complicated wiring work by laying all the wires in the Matebox. All you need to do is just install one module on the top of another, and connect all the cables which are already well-sorted in the Matebox in different ports.

X1-MATEBOX



PV	
Max. input voltage [Vdc]	600
Max. short circuit current (A/B) [A]	18/18
BATTERY	
Battery voltage range [V]	80-480
Max. charge/discharge current [A]	30
ON-GRID(Inverter)	
Rated voltage [Vac], frequency [Hz]	220/230/240, 50/60
Max. on-grid current [A]	32.6
OFF-GRID(Inverter)	
Rated voltage [Vac], frequency [Hz]	230, 50/60
Rated current [A]	32.6
GRID(Utility)	
Rated grid voltage [Vac], frequency [Hz]	220/230/240, 50/60
Max. input current [A]	60
LOAD	
Rated voltage [Vac], frequency [Hz]	220/230/240, 50/60
Max. current [A]	60
ENVIRONMENT LIMIT	
Degree of protection	IP54
Protection class	Class I
Operating temperature range [°C]	-25~+60°C (Derating above +45°C)
Storage temperature [°C]	-40~+70°C
Relative humidity [%]	0~100 (condensing)
Altitude[m]	<3000
Overvoltage category	III(AC), II(DC)
OTHER	
Cooling concept	Nature cooling
DIMENSION AND WEIGHT	
Dimensions [mm]	482x437x185
Net weight [kg]	10.5

X3-MATEBOX BASIC



PV	
Max. input voltage [Vdc]	1000
Max. short circuit current (A/B)[A]	30/18
BATTERY	
Battery voltage range [V]	180~650
Max. charge/discharge current [A]	30
ON-GRID (Inverter)	
Rated voltage[Vac], frequency [Hz]	380/400/415, 50/60
Max. Grid (INV) input/output current [A]	32/32
OFF-GRID (Inverter)	
Rated voltage [Vac], frequency [Hz]	380/400/415, 50/60
Max. current [A]	24.1
GRID (Utility)	
Rated grid voltage [Vac], frequency [Hz]	380/400/415, 50/60
Max. input/output current [A]	32/32
LOAD	
Rated voltage[Vac], frequency [Hz]	380/400/415, 50/60
Max. current [A]	24.1
ENVIRONMENT LIMIT	
Degree of protection	IP54
Protection class	Class I
Operating temperature range [°C]	-25~+60°C (Derating above +45°C)
Storage temperature [°C]	-40~+70°C
Relative humidity [%]	0~100
Altitude [m]	<3000
Overvoltage category	III(AC), II(DC)
OTHER	
Cooling concept	Nature cooling
DIMENSION AND WEIGHT	
Dimensions [mm]	533x397x204
Net weight [kg]	7.5

X3-MATEBOX ADVANCED



PV	
Max. input voltage [Vdc]	1000
Max. short circuit current (A/B) [A]	30/18
BATTERY	
Battery voltage range [V]	180~650
Max. charge/discharge current [A]	30
ON-GRID (Inverter)	
Rated voltage[Vac], frequency [Hz]	380/400/415, 50/60
Max. Grid (INV) input/output current [A]	24.1/24.1
OFF-GRID (Inverter)	
Rated voltage [Vac], frequency [Hz]	380/400/415, 50/60
Max. current [A]	24.1
GRID (Utility)	
Rated grid voltage [Vac], frequency [Hz]	380/400/415, 50/60
Max. input/output current [A]	63/24.1
LOAD	
Rated voltage [Vac], frequency [Hz]	380/400/415, 50/60
Max. current [A]	63
ENVIRONMENT LIMIT	
Degree of protection	IP54
Protection class	Class I
Operating temperature range [°C]	-25~+60°C (Derating above +45°C)
Storage temperature [°C]	-40~+70°C
Relative humidity [%]	0~100
Altitude [m]	<3000
Overvoltage category	III (AC), II (DC)
OTHER	
Cooling concept	Nature cooling
DIMENSION AND WEIGHT	
Dimensions [mm]	551x512x204
Net weight [kg]	14.5



TRIPLE POWER 3.0 BATTERY

- Systematic design, in-depth optimization and seamless connection with Solax Hybrid inverter
- Unique battery heating technology, which is capable to work at low temperature^①
- Safe type of LiFePO₄ battery, an adoption of high-performance processors
- Modular stacking design, easy installation, supporting floor mounting
- Auto power replenishment technology is adopted to prevent battery over-discharge
- IP65, supporting indoor and outdoor installation
- Remote fault diagnosis, upgrade and maintenance
- Multiple communication interfaces: RS485, CAN
- International brand devices, better stability
- Long life cycle, more than 6000 times
- Safety Cert. TUV, CE, UN38.3 and so on



① With Hybrid G4 inverter

	T-BAT H 3.0	T-BAT H 6.0	T-BAT H 9.0	T-BAT H 12.0
Nominal voltage [V]	102.4	204.8	307.2	409.6
Operating voltage range [V]	90 ~ 116	180 ~ 232	270 ~ 348	360 ~ 464
Total energy [kWh]	3.0	6.1	9.2	12.2
Usable energy ^① [kWh]	2.8	5.5	8.3	11.0
Rated capacity [Ah]			30	
Nominal power [kW]	2.5	5.1	7.6	10.2
Max. power [kW]	3.1	6.1	9.2	12.3
Recommend charge / discharge current [A]			25	
Max. charge / discharge current [A] ^②			30	
Battery roundtrip efficiency			95%	
Cycle life [90% DOD]			6000 Cycles	
Expected life time / W arranty [year]			10	
Available charge / discharge temperature range [°C]			-30 to 50	
Storage temperature [°C]			-20 to 50 (3 months)	
Relative humidity [%]			0 ~ 100	
Altitude [m]			Below 3000	
Degree of protection			IP65	
Battery to Inverter			RS485 / CAN2.0	
Battery to battery / BMS			CAN2.0	
Master control capacity indicator			4 LED (25%, 50%, 75%, 100%)	
Master control LED indicator (Working mode)			1 LED	
System switch (on / off)			Buttonx1+Breakerx1	
Certificate			CE, IEC62619, UN38.3, IEC62040, UKCA	
Hazardous materials classification			Class 9	
Dimensions (WxHxD) [mm]			MC0600: 482.5x173.5x153 HV10230: 482.5x471.5x153	
Net weight [kg]			MC0600: 7.5 kg +HV10230: 34.5 kg	
			MC0600: 7.5 kg +2xHV10230: 69 kg	
			MC0600: 7.5 kg +3xHV10230: 103.5 kg	
			MC0600: 7.5 kg +4xHV10230: 138 kg	


① Test conditions: 90% DOD, 0.2C charger & discharger @+25 °C
 ② Max. charge / discharge current may be variant with different inverter models

V2.2. Information may be subject to modify without notice.
 650.00011.00



T-BAT SYS-HV

- Safest LiFePO₄ battery
- 90% DOD
- Cycle life>6000 times
- IP65 protection level
- Floor or wall mounting
- Less self consumption
- Quick installation
- No toxic heavy metals or caustic materials



	T-BAT H 5.8	T-BAT H 11.5	T-BAT H 17.3	T-BAT H 23
Nominal Voltage [V]	115.2	230.4	345.6	460.8
Operating Voltage [V]	100-131	200-262	300-393	400-524
Battery Type	Li-ion (LFP)	Li-ion (LFP)	Li-ion (LFP)	Li-ion (LFP)
Total Capacity [kWh]	5.8	11.5	17.3	23.0
Usable Capacity ^[1] [kWh]	5.1	10.4	15.5	20.7
Faradic Charge Efficiency [%]	99	99	99	99
Battery Roundtrip Efficiency [%]	95	95	95	95
Standard Power [kW]	2.8	5.7	8.6	11.5
Max Power [kW]	4.0	8.0	12.0	16.1
Recommend Charge/Discharge Current [A]	25	25	25	25
Max Charge/Discharge Current [A]	35	35	35	35
Short Circuit Current[A]	760	760	760	760
Cycle Life	>6000 Cycles	>6000 Cycles	>6000 Cycles	>6000 Cycles
Warranty [Year]	10	10	10	10
Available Operating Temperature Range [°C]	0 to 55			
Full-load Operating Temperature Range [°C]	5 to 48			
Relative Humidity [%]	4 to 100 (condensing)			
Altitude [m]	Below 2000			
Protection	IP65			
System to Inverter	CAN2.0			
Battery to Battery/BMS	RS485			
Data Collection Port /FW UPDATE	CAN2.0			
Master Control Working Mode Indicator	1 LED			
Master Control Capacity Indicator	4LED (25%, 50%, 75%, 100%)			
Battery Module LED	2 LED			
Reset	Button			
Switch ON/OFF	Buttonx1 + breakerx1			
Safety	CE, RCM, IEC62619, UL1973, ROHS, REACH			
UN Number	UN3840			
Hazardous Materials Classification	Class 9			
Transport Testing Requirement	UN38.3			
Dimensions(LxWxH) [mm]	474x193x708	474x193x708+474x193x647	474x193x708+(474x193x647)x2	474x193x708+(474x193x647)x3
Weight [kg]	72.2	72.2+68.5	72.2+68.5x2	72.2+68.5x3

[1] Test conditions:90% DOD, 0.2C charger & discharger @+25°C

* X3 Hybrid inverter can connect 2-4pcs of T58 batteries(1pc of T58 master, and rest 1-3pcs of T58 slave).

* X1 Hybrid inverter can connect 1-3pcs of T58 batteries(1pc of T58 master, without T58 slave, or with 1-2pcs of T58 slave).

* With BMS Parallel Box-II, the maximum battery quantity connected on each inverter varies, please kindly check datasheet of BMS Parallel Box-II.

* Maximum Charge/Discharge Current may be variant with different inverter models

SMART EV CHARGER

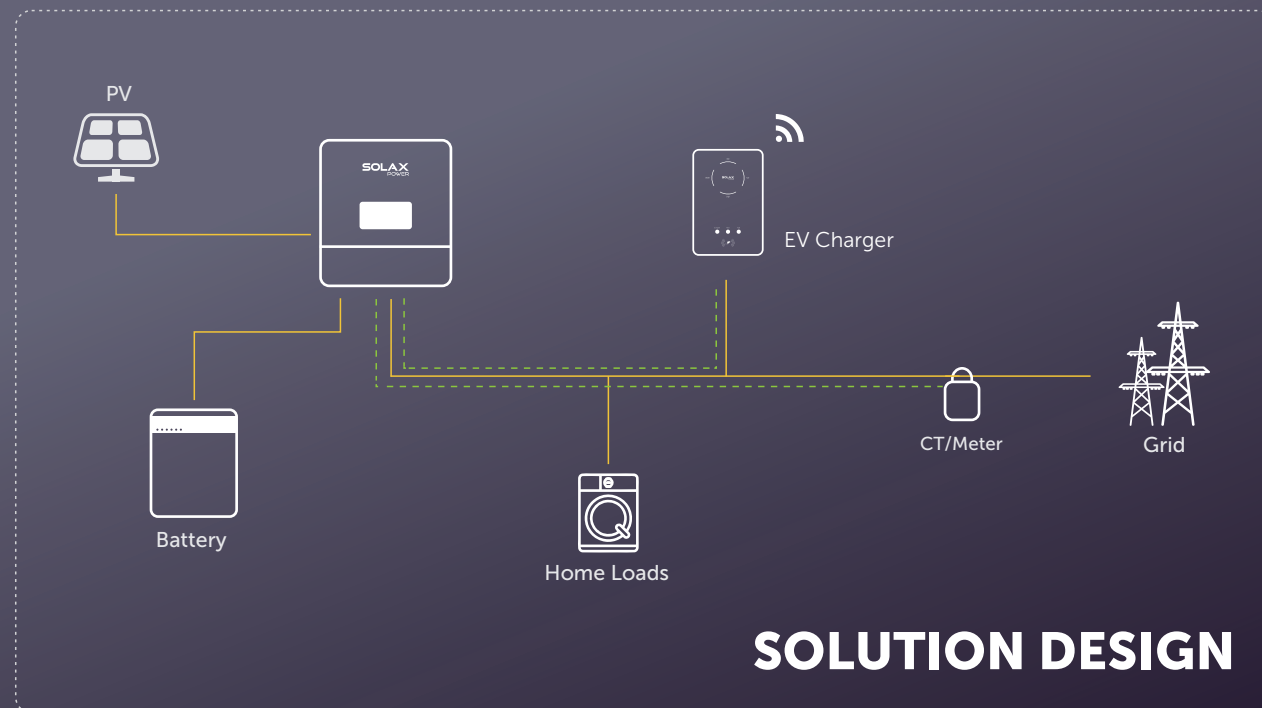
X1-EVC-7.2K

X3-EVC-11K / X3-EVC-22K



Features

- Plug or socket outlet selectable
- Integrated current failure monitoring (30mA AC & 6mA DC)
- Integrated with PEN protection and no earth rod
- Encrypted communication based on TLS
- Indoor and outdoor easy installation
- Form an intelligent photovoltaic, storage and EV charging energy system through the communication between the smart EV charger and SolaX inverter.
- Capable with 100% green energy generated from your solar or wind generation.
- Integrated RFID function
- Remote setting and monitoring with APP and website
- Smart dynamic load balance control
- Set timers to reduce your cost during peak and valley price



SOLUTION DESIGN

SMART EV CHARGER

Specification	Model	X1-EVC-7.2K	X3-EVC-11K	X3-EVC-22K
AC Nominal Input	Phases/Lines	Single phase	Three phase	Three phase
	Voltage [V]	230; 1/N/PE	230/400; 3/N/PE	230/400; 3/N/PE
	Frequency [Hz]	50/60; ±5	50/60; ±5	50/60; ±5
AC Nominal Output	Voltage [V]	230; 1/N/PE	230/400; 3/N/PE	230/400; 3/N/PE
	Current [A]	32	16	32
	Power [kW]	7.2	11	22
Interface	Wireless Module		Wi-Fi 2.4GHz	
	RS485		YES	
	RFID		YES	
	OCPP 1.6 (JSON)		Optional	
	LCD Screen		Optional	
	CT Clamps	x1	x3	x3
General Data	Housing Material		Plastic/Metal	
	Installation Method		Wall-mount	
	Wall-mount Bracket		Yes	
	Charging Outlet		Type P(Charging cable with plug)/Type S(Socket-outlet)	
	Cable Length [m]		6.5 (Type P)	
	Operating Temperature [°C]		-30 ~ 50	
	Working Humidity [%]		5%~95% without condensation	
	Working Altitude [m]		<2000	
	Degree of Protection		IP65	
	Application Site		Indoor/Outdoor	
	Cooling Concept		Natural cooling	
	Dimension(WxHxD) [mm]		249*370*155(for type S)/265*370*155(for type P)	
Net Weigth [kg]		7(for type S)/10.5(for type P)		
Multiple Protection		Over/Under voltage protection,Overload protection,Shortcircuit protection, Current leakage protection,Grounding protection,Surge protection, Overtemperature protection		
Security Protection	Integral Earth Leakage Protection	Integrated current failure monitoring (30mA AC & 6mA DC)		
	Encrypted Communication	TLS		
	Safety Standard	IEC 61851-1:2017, IEC 62196-2:2016		
	Built-in PEN fault technology	YES		
	Warranty [years]	3 (5 optional)		

Green Mode: The main purpose of Green mode is to charge the EV with PV energy as much as possible. The default level is 6A, in which the Smart EV Charger will never take electricity from the grid, while there is another 3A level, capable to purchase a little electricity from the grid but no more than 3A. In the Green mode, the minimum charging current is 6A. This work mode will spend all its effort to help clients reduce the cost of buying electricity from the grid.

ECO Mode: ECO mode help users to charge their EV with a fixed power while the energy will also from the PV as much as possible. The gap will be supplied by the grid. The charging current can be set thus control the output power. For example, the users set the charging current 16A. If the current from the inverter is only 10A then the rest would be taken from the grid as 6A. If the current from the inverter is 18A, then the Smart EV Charger will output 18A.

Fast Mode: Will charge the EV at the fastest rate and will import grid electricity if there is insufficient surplus generated power. The max charging power will be the minimum value of the rated power and the current grid limit power.

ADVANCED FUNCTIONS

- Smart boost:** With Smart Boost function, the Smart EV Charger will spend all its effort to use the PV energy as much as possible. Users could set an "End Time" and "Charge Energy", the Smart EV Charger will automatically output the power according to the rest time and rest energy and this part of energy will be taken from PV, if any, in the first place.
- Timer Boost:** Users, when enable the "Timer Boost" function, are able to set a period of time, during which the Smart EV charger will charge the EV as fast as it can no matter in which work mode.
- Dynamic load balancing:** Full dynamic load balancing allows you to charge as fast as possible at your charging mode, protects the main fuse and ensures that you can use your electricity wherever it's needed.

*V2.2. Information may be subject to modify without notice.650.00017.00

X3-EPS PARALLEL BOX G2

- Simple: Convenient wiring
- Reliable: Provide reliable backup power in parallel

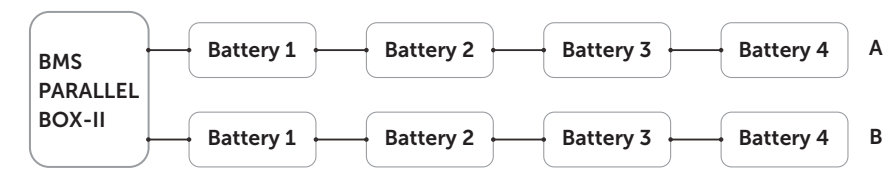


X3-PBOX-60kW-G2

X3-PBOX-150kW-G2

GRID (INVERTER)	
Grid connection	Three Phase
Rated voltage	220/380V,230/400V,240/415V
AC frequency	50/60Hz
AC output voltage range	(198~253)/(342~40)V
Maximum grid input current	87A 217A
EPS (INVERTER)	
Rated voltage	230/400VA
EPS frequency	50/60Hz
Compatible inverter	≤6 5~10
Maximum EPS input current per channel	21.7A 21.7A
Maximum EPS input current	87A 217A
LOAD (BACKUP)	
Load connection	Single Phase/Three Phase
Rated voltage	220/380V,230/400V,240/415V
AC frequency	50/60Hz
Maximum apparent power	60kVA 150kVA
Maximum output current	87A 217A
Switchover time	<10s
GENERAL SPECIFICATION	
Operating temperature range	-25°C to +40°C (-13°F to +104°F)
Relative humidity range	0~100 (condensing)
Dimensions (W x H x D)	492 x 478 x 183 mm (19.4 x 18.8 x 7.2 inch) 776 x 740 x 234 mm (30.6 x 29.1 x 9.2 inch)
Weight	17kg 41kg
Degree of protection	Ip65

BMS-PARALLEL BOX-II



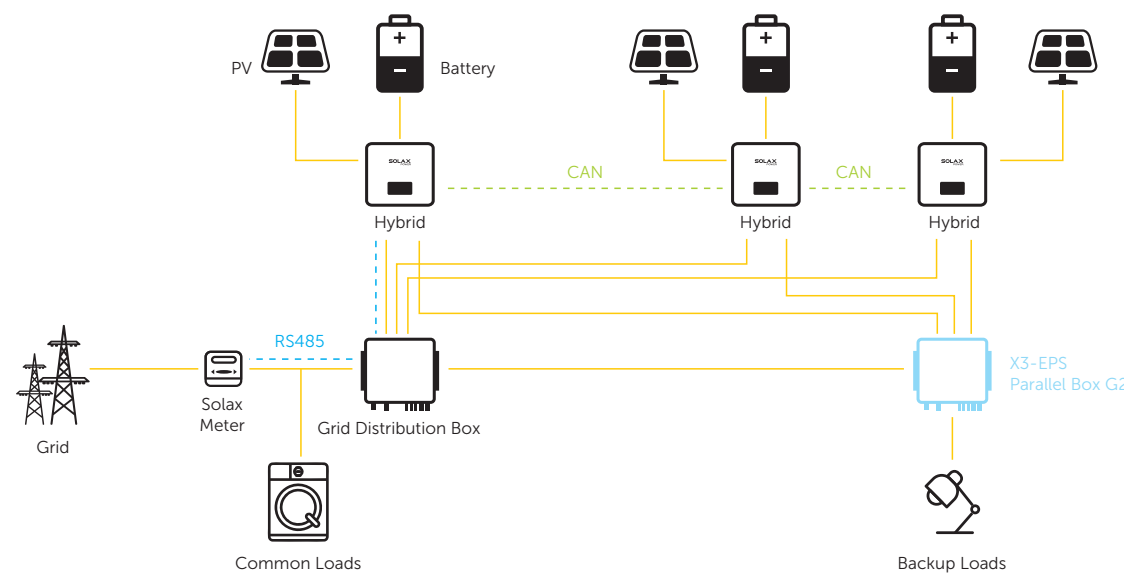
Features

BMS-Parallel Box-II is a revolutionary product that makes the capacity expansion of storage system possible. With the box, users are able to easily expand the number of T-BAT H 5.8 to 8 from 4 with X3-Hybrid series and to 6 from 3 with X1-Hybrid series. Besides, alternate using dual-module makes the life cycle of batteries longer and prevents the inverter from stopping working caused by the errors in one series.

ENVIRONMENT REQUIREMENT	
Operating charge/discharge temperature range [°C]	0 ~ 55
Full-load charge/discharge temperature range [°C]	5 ~ 48
Storage temperature [°C]	-20 ~ +55 (3 months) 0 ~ 40 (1 year)
Humidity [%]	0 ~ 100 (condensing)
Altitude [m]	≤ 2000
Degree of protection	IP55
COMMUNICATION	
System to inverter	CAN2.0/RS485
Battery to battery/BMS	RS485
Master control LED indicator working mode	3LED
Master control capacity indicator	2*4LED (25%, 50%, 75%, 100%)
Battery module LED	2 LED
Switch on/off	Button*1+breaker*1
CERTIFICATION	
Safety	IEC 62477-1, IEC 61439-1, IEC 61439-2
EMC	IEC 61000-6-1/2/3/4
Transportation regulation compliance	UN38.3
GENERAL	
Dimensions (L x W x H) [mm]	368*310*140
Net weight [kg]	5.2
Expected life [years]	5

NOMINAL CHARACTER (Battery Pack)	T-BAT S 5.8	T-BAT S 11.5	T-BAT S 17.3	T-BAT S 23.0	T-BAT P 5.8	T-BAT P 11.5	T-BAT P 17.3	T-BAT P 23.0
Nominal voltage [V]	115.2	230.4	345.6	460.8	115.2	230.4	345.6	460.8
Operating voltage [V]	100-131	200-262	300-393	400-524	100-131	200-262	300-393	400-524
Total energy [kWh]	5.8	11.5	17.3	23	11.5	23	34.6	46.1
Standard power [kW]	2.9	5.8	8.7	11.6	2.9	5.8	8.7	11.6
Max. power [kW]	4.0	8.0	12.0	16.0	4.0	8.0	12.0	16.0
Pollution degree	PD3							
Overvoltage category (OVC)	II							
Protective class	I							
Recommend charge/discharge current [A]	25							
Max. charge/discharge current [A]	35							
Cycle life [90% DOD]	6000 Cycles							

Note: BMS/Master Battery is no longer necessary
 X1-Hybrid can be connected to 6 batteries at most. X3-Hybrid can be connected to 8 batteries at most.



*V2.1. Information may be subject to modify without notice. 650.00015.00.

SOLAX CLOUD MONITORING



Pocket WiFi V3.0

Feature

- Quick installation with "Plug & Play" function
- IP 65 dust prevention water proofing designs
- Stable data transmission and good reliability
- Offline data storage and resuming
- Multiple antenna adaptations according to the situation

Product Name	Pocket WiFi
Model	Pocket WiFi V3.0
Power Supply	5V 260mA DC
Wireless Module	Wi-Fi 2.4GHz
Antenna Gain	3dBi
Data Transfer Interval	5 mins
Dimensions	95.5*45.7*28.5 mm
Weight	50g
Degree of Protection	Ip65
Operating Temperature Range	-40°C ~ +85°C

Product Name	Pocket LAN
Model	Pocket LAN V3.0
Power Supply	5V 180mA DC
Ethernet	10/100M
Data Transfer Interval	5 mins
Dimensions	112*45.7*28.5 mm
Weight	75g
Degree of Protection	Ip65
Operating Temperature Range	-25°C ~ +75°C

Pocket Lan V3.0

Feature

- Quick installation with "Plug & Play" function
- IP 65 dust prevention water proofing designs
- Stable data transmission and good reliability
- Offline data storage and resuming

Product Name	Pocket 4G
Model	Pocket 4G V3.0
Power Supply	5V 500mA DC
SIM Card Size	Nano - 4FF 12.3*8.8 mm
Support Band	LTE-FDD: B1/B3/B5/B7/B8/B20/B28 LTE-TDD: B38/B40/B41 GSM: 850/900/1800/1900MHz
Data Transfer Interval	5 mins
Dimensions	112*45.7*28.5 mm
Weight	135g
Degree of Protection	IP65
Operating Temperature Range	-35°C ~ +75°C



Pocket 4G V3.0

Feature

- Quick installation with "Plug & Play" function
- IP 65 dust prevention water proofing designs
- Stable data transmission and good reliability
- Offline data storage and resuming
- Multi-communication operator support

METER & CT



DDSU666

- Single-phase meter
- 80 A



DTSU666

- Three-phase meter
- 80 A



DDSU666-CT

- Single-phase meter
- 200 A
- With CT



DTSU666-CT

- Three-phase meter
- 200 A
- With CT



SDM230-Modbus

- Single-phase meter
- 100 A



SDM630M-CT V2

- Three-phase meter
- 200 /600 /1500 A
- With CT



ADAPTER BOX

Max. output voltage[V]	277
Max. output current[A]	5
Rated input voltage[V]	12
Degree of protection	IP65
Operating ambient temperature range [°C]	-25~60